

# CGA LICENCED PREMISES

© 2024 CACI Limited and all other applicable third party notices (CGA) can be found at [www.caci.co.uk/copyrightnotices.pdf](http://www.caci.co.uk/copyrightnotices.pdf)

Area: P00146\_Blacksmiths Arms, Penistone, S36 9J  
 Base: Great Britain  
 Year: 2023

Licence Type	Profile	Per 1000 Pop (Area)	Per 1000 Pop (Base)	Index	0	100	200
Pubs & Full On	57	117.3	81.7	144			
Proprietary Club	0	0.0	7.3	0			
Registered Club	22	45.3	28.2	161			
Restaurant	12	24.7	32.1	77			
Residential	0	0.0	2.7	0			

Name	Description	License Type	Owner Name	Postcode
Underbank Rugby Club	Independent Free	Registered Club	Independent Free	HD 9 2RR
Boshaw Trout	Independent Free	Pubs & Full On	Independent Free	HD 9 2JG
Butchers Arms	Ei Group	Pubs & Full On	Ei Group	HD 9 1TE
Hepworth Untd Sports Club	Independent Free	Registered Club	Independent Free	HD 9 1TE
Fox House Inn	Independent Free	Pubs & Full On	Independent Free	HD 9 2TR
Boot & Shoe Inn	Independent Free	Pubs & Full On	Independent Free	HD 9 1UQ
Jackson Bridge Working Mens Club	Independent Free	Registered Club	Independent Free	HD 9 1HR
Red Lion Inn	Stonegate Pub Company	Pubs & Full On	Stonegate Pub Company	HD 9 7HB
New Mill Club	Independent Free	Registered Club	Independent Free	HD 9 7JT
White Hart	Independent Free	Pubs & Full On	Independent Free	HD 9 7JU
White Hart	Star Pubs & Bars	Pubs & Full On	Star Pubs & Bars	HD 8 8RT
Rising Sun	Marston's	Pubs & Full On	Marston's	HD 8 8JB
Grove	Stonegate Pub Company	Pubs & Full On	Stonegate Pub Company	HD 8 9AU
George Inn	*Other Small Retail Groups	Pubs & Full On	*Other Small Retail Groups	HD 8 8UE
Shepley Cricket Club	Independent Free	Registered Club	Independent Free	HD 8 8AE
Black Bull	Star Pubs & Bars	Pubs & Full On	Star Pubs & Bars	HD 8 8AE
Farmers Boy	Star Pubs & Bars	Pubs & Full On	Star Pubs & Bars	HD 8 8AP
Sovereign	Mitchells & Butlers	Pubs & Full On	Mitchells & Butlers	HD 8 8BE
Denby Dale Pie Hall	Independent Free	Registered Club	Independent Free	HD 8 8RX
Dale Club	Independent Free	Registered Club	Independent Free	HD 8 8TH
Dunkirk Inn	Independent Free	Pubs & Full On	Independent Free	HD 8 8TX
Star Inn	Stonegate Pub Company	Pubs & Full On	Stonegate Pub Company	HD 8 8NS
Skelmanthorpe Cricket Club	Independent Free	Registered Club	Independent Free	HD 8 9AQ
Savoy Squash Club	Independent Free	Registered Club	Independent Free	HD 8 9DA
Crown Hotel	Stonegate Pub Company	Pubs & Full On	Stonegate Pub Company	HD 8 9JL
Bagden Hall	Independent Free	Pubs & Full On	Independent Free	HD 8 9LE
Sylvester	*Other Small Retail Groups	Pubs & Full On	*Other Small Retail Groups	S 36 2DU
Bracken Moor Sports Club	Independent Free	Registered Club	Independent Free	S 36 2AN
Legionnaires Club	Independent Free	Registered Club	Independent Free	S 36 1BA
Friendship	*Other Small Retail Groups	Pubs & Full On	*Other Small Retail Groups	S 36 2DW
Venue	Independent Free	Pubs & Full On	Independent Free	S 36 1DY
Waggon & Horses	Independent Free	Pubs & Full On	Independent Free	S 36 4GY
New Inn	Independent Free	Pubs & Full On	Independent Free	S 36 7AH
Taste Of India	Independent Free	Restaurant	Independent Free	S 36 6AJ
Penistone Church Football Club	Independent Free	Registered Club	Independent Free	S 36 6AT
Old Crown Inn	*Other Small Retail Groups	Pubs & Full On	*Other Small Retail Groups	S 36 6BZ
Spread Eagle	Stonegate Pub Company	Pubs & Full On	Stonegate Pub Company	S 36 6BZ
Royal British Legion Club	Independent Free	Registered Club	Independent Free	S 36 6DT
Penistone Town Hall Cinema	Independent Free	Pubs & Full On	Independent Free	S 36 6DY
Penistone & District Bowling Club	Independent Free	Registered Club	Independent Free	S 36 6AB
Cubley Hall	Independent Free	Pubs & Full On	Independent Free	S 36 9DF
Fountain	*Other Small Retail Groups	Pubs & Full On	*Other Small Retail Groups	S 36 7GJ
Rose & Crown	Stonegate Pub Company	Pubs & Full On	Stonegate Pub Company	S 36 7JA
Lord Nelson	Stonegate Pub Company	Pubs & Full On	Stonegate Pub Company	S 36 7JA
Hoylandswaine Sports & Athletic	Independent Free	Registered Club	Independent Free	S 36 7JJ
Blacksmiths Arms	Admiral Taverns Ltd	Pubs & Full On	Admiral Taverns Ltd	S 36 9NQ
Huntsman	*Other Small Retail Groups	Pubs & Full On	*Other Small Retail Groups	S 36 9QW
Crystal Palace Inn	*Other Small Retail Groups	Pubs & Full On	*Other Small Retail Groups	S 36 9RH
Travellers Inn	Punch Pub Company	Pubs & Full On	Punch Pub Company	S 36 8YJ
Waggon & Horses	Stonegate Pub Company	Pubs & Full On	Stonegate Pub Company	S 36 8YQ
Horse & Jockey Inn	*Other Small Retail Groups	Pubs & Full On	*Other Small Retail Groups	S 35 7AA
Bridge Inn	Stonegate Pub Company	Pubs & Full On	Stonegate Pub Company	S 35 7AE
Bells Steakhouse	Independent Free	Pubs & Full On	Independent Free	S 75 4LN

# CGA LICENCED PREMISES

© 2024 CACI Limited and all other applicable third party notices (CGA) can be found at [www.caci.co.uk/copyrightnotices.pdf](http://www.caci.co.uk/copyrightnotices.pdf)

Area: P00146\_Blacksmiths Arms, Penistone, S36 9J  
 Base: Great Britain  
 Year: 2023

Licence Type	Profile	Per 1000 Pop (Area)	Per 1000 Pop (Base)	Index	0	100	200
Pubs & Full On	57	117.3	81.7	<b>144</b>			
Proprietary Club	0	0.0	7.3	0			
Registered Club	22	45.3	28.2	<b>161</b>			
Restaurant	12	24.7	32.1	77			
Residential	0	0.0	2.7	0			

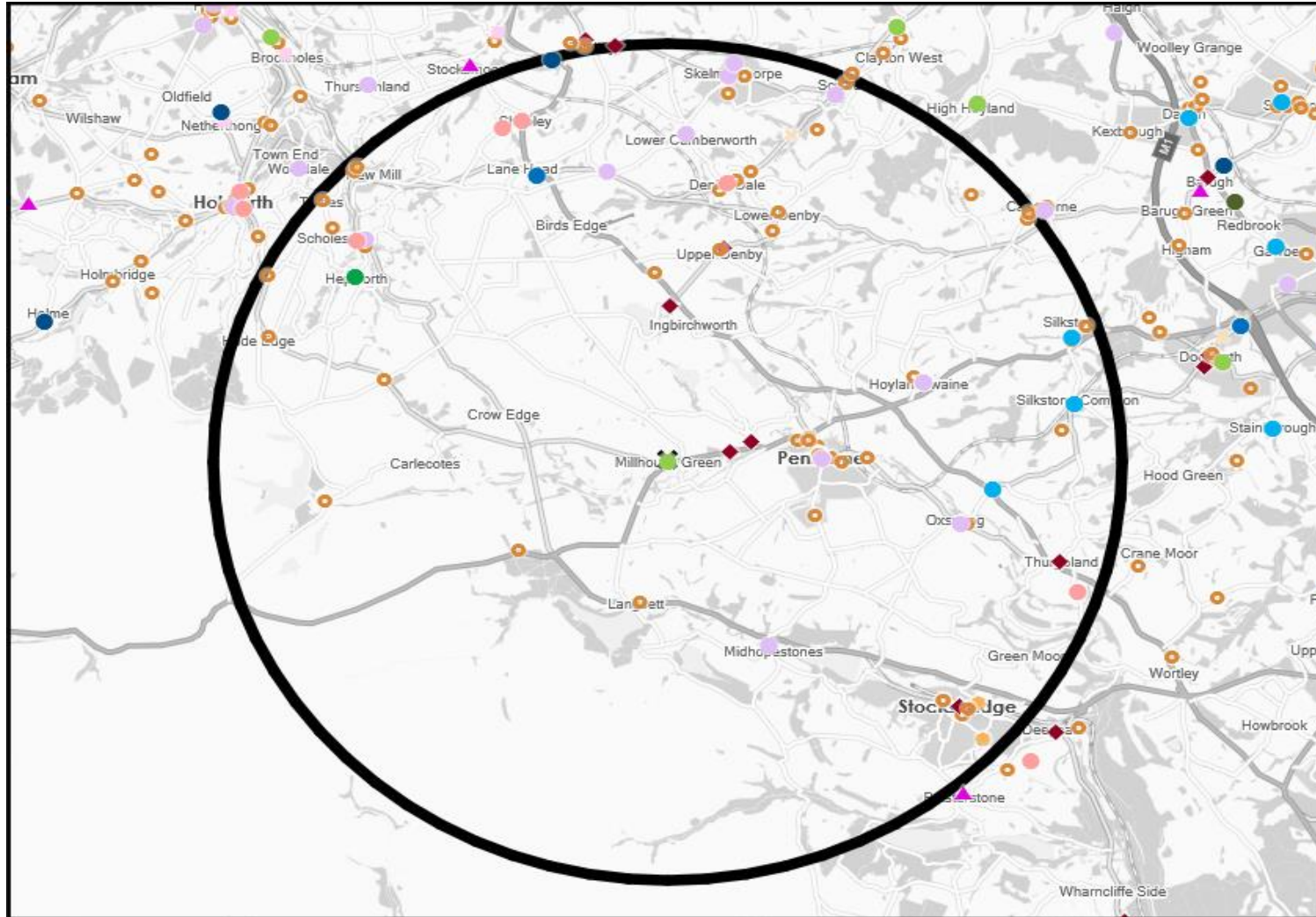
Name	Description	License Type	Owner Name	Postcode
Red Lion	Punch Pub Company	Pubs & Full On	Punch Pub Company	S 75 4JR
Cawthorne Club	Independent Free	Registered Club	Independent Free	S 75 4EY
Station Inn	Punch Pub Company	Pubs & Full On	Punch Pub Company	S 75 4RB
Green Dragon	Star Pubs & Bars	Pubs & Full On	Star Pubs & Bars	S 35 7AE
Waggon & Horses	Stonegate Pub Company	Pubs & Full On	Stonegate Pub Company	HD 8 9AE
Dog & Partridge	Independent Free	Pubs & Full On	Independent Free	S 36 4HH
Pennine Sailing Club	Independent Free	Registered Club	Independent Free	S 36 4TF
Ye Old Mustard Pot	Stonegate Pub Company	Pubs & Full On	Stonegate Pub Company	S 36 4GW
Just Thai	Independent Free	Restaurant	Independent Free	HD 8 8SD
Foresters Arms	Stonegate Pub Company	Pubs & Full On	Stonegate Pub Company	HD 8 8PH
Casa Nostra	Independent Free	Restaurant	Independent Free	HD 8 9HR
Tiamo	Independent Free	Restaurant	Independent Free	S 36 9EF
White Horse	Star Pubs & Bars	Pubs & Full On	Star Pubs & Bars	HD 9 1LY
Barista - Cucina	Independent Free	Restaurant	Independent Free	S 36 6BZ
Bridge	Independent Free	Pubs & Full On	Independent Free	S 36 6EF
Cinnamon Spice	Independent Free	Restaurant	Independent Free	S 36 6BZ
Chilli Lounge	Independent Free	Restaurant	Independent Free	S 75 4RD
Denroyd Farm	Independent Free	Pubs & Full On	Independent Free	HD 8 8TY
Penistone Cricket Club	Independent Free	Registered Club	Independent Free	S 36 6HD
Cumberworth Cricket Club	Independent Free	Registered Club	Independent Free	HD 8 8PH
Cawthorne Cricket Club	Independent Free	Registered Club	Independent Free	S 75 4HA
Vault	Independent Free	Restaurant	Independent Free	S 36 6DT
Potting Shed Cafe	Independent Free	Restaurant	Independent Free	S 75 4JU
Olive Tree	Independent Free	Restaurant	Independent Free	HD 9 1AU
Stocksbridge Rugby Social Club	Independent Free	Registered Club	Independent Free	S 36 1DY
Yummy Yorkshire	Independent Free	Pubs & Full On	Independent Free	HD 8 8XY
Denby Cricket Club	Independent Free	Registered Club	Independent Free	HD 8 8UR
Pontis Italian Kitchen	Ponti's	Restaurant	Ponti's	S 36 2AN
Mcgilverays	Independent Free	Pubs & Full On	Independent Free	S 36 2AE
Smithy Arms	Independent Free	Pubs & Full On	Independent Free	S 36 8YA
Zorro Lounge	Loungers	Pubs & Full On	Loungers	S 36 2AE
White Bull	Independent Free	Pubs & Full On	Independent Free	S 75 4AT
Cristello Lounge	Independent Free	Pubs & Full On	Independent Free	S 36 6DT
Bagden Hall Hotel	Classic Lodges	Pubs & Full On	Classic Lodges	HD 8 8SZ
Tipsy Cow	Independent Free	Pubs & Full On	Independent Free	HD 8 9DA
Generations	Independent Free	Restaurant	Independent Free	S 36 6DT
Grounded Cafe Bar	Independent Free	Pubs & Full On	Independent Free	S 36 2DU
Penistone Tap & Brewhouse	Independent Free	Pubs & Full On	Independent Free	S 36 6BZ

# MAP OF AREA

© 2024 CACI Limited and all other applicable third party notices (CGA) can be found at [www.caci.co.uk/copyrightnotices.pdf](http://www.caci.co.uk/copyrightnotices.pdf)

Source: OS Open Data 2018

Area: P00146\_Blacksmiths Arms, Penistone, S36 9NQ (5 Mile contour)



**KEY**

- Large pub co's & bars**
  - Admiral Taverns Ltd
  - Ei Group
  - Greene King
  - Marston's
  - Mitchells & Butlers
  - Punch Pub Company
  - Stonegate Pub Company
  - Star Pubs & Bars
  - Wetherspoon
  - Whitbread
  - Shepherd Neame
- Small to medium pub co's & bars**
- Family Brewers with pubs
- Hotels
- Restaurants
- Leisure
- Independent
- Other
- Site Location
- Boundary

## ACORN CATEGORY PROFILE - HOUSEHOLDS

© 2024 CACI Limited and all other applicable third party notices (Acorn) can be found at [www.caci.co.uk/copyrightnotices.pdf](http://www.caci.co.uk/copyrightnotices.pdf)

**Area:** P00146\_Blacksmiths Arms, Penistone, S36 9NQ (5 Mile contour)  
**Base:** Great Britain  
**Year:** 2023

Acorn Category Description	Area Profile	% for Area	% for Base	Index 0	100	200
1 Affluent Achievers	7,484	35.7	22.1	162		
2 Rising Prosperity	826	3.9	10.2	39		
3 Comfortable Communities	6,738	32.1	26.5	121		
4 Financially Stretched	5,375	25.6	23.7	108		
5 Urban Adversity	482	2.3	17.2	13		
6 Not Private Households	63	0.3	0.3	87		
<b>Total households</b>		<b>20,968</b>				



Graph

### Acorn Category Pen Portrait

3 Comfortable Communities
14.4M 27.2%  
UK Adults of UK

**Age range**  
35-64

**Financial situation**

Running into debt ←→ Saving a lot

**Children at home**  
0-2

**House type**  
Semi-detached or detached

**House tenure**  
Owned outright or mortgaged

**Number of beds**  
3-4

This category contains much of middle-of-the-road Britain, whether in the suburbs, smaller towns or the countryside. They are stable families and empty nesters in suburban or semi-rural areas.

**Acorn Groups within Category 3: Comfortable Communities**

- F Countryside Communities 24%
- G Successful Suburbs 23%
- H Steady Neighbourhoods 29%
- I Comfortable Seniors 9%
- J Starting Out 15%

## ACORN GROUP PROFILE - HOUSEHOLDS

© 2024 CACI Limited and all other applicable third party notices (Acorn) can be found at www.caci.co.uk/copyrightnotices.pdf

**Area:** P00146\_Blacksmiths Arms, Penistone, S36 9NQ (5 Mile contour)  
**Base:** Great Britain  
**Year:** 2023

Acorn Group Description	Area Profile	% for Area	% for Base	Index 0	100	200
<b>1. Affluent Achievers</b>						
1.A Lavish Lifestyles	25	0.1	1.1	11		
1.B Executive Wealth	3,875	18.5	11.3	163		
1.C Mature Money	3,584	17.1	9.6	177		
<b>2. Rising Prosperity</b>						
2.D City Sophisticates	0	0.0	3.8	0		
2.E Career Climbers	826	3.9	6.4	62		
<b>3. Comfortable Communities</b>						
3.F Countryside Communities	2,322	11.1	5.7	193		
3.G Successful Suburbs	3,266	15.6	6.0	262		
3.H Steady Neighbourhoods	738	3.5	7.4	48		
3.I Comfortable Seniors	277	1.3	2.9	46		
3.J Starting Out	135	0.6	4.6	14		
<b>4. Financially Stretched</b>						
4.K Student Life	0	0.0	2.5	0		
4.L Modest Means	2,026	9.7	8.0	121		
4.M Striving Families	1,378	6.6	7.4	88		
4.N Poorer Pensioners	1,971	9.4	5.8	163		
<b>5. Urban Adversity</b>						
5.O Young Hardship	147	0.7	6.3	11		
5.P Struggling Estates	223	1.1	5.7	19		
5.Q Difficult Circumstances	112	0.5	5.2	10		
<b>6. Not Private Households</b>						
6.R Not Private Households	63	0.3	0.3	87		
<b>Total households</b>	<b>20,968</b>					

### Acorn Group Pen Portrait

**2 D City Sophisticates**      1.9M UK Adults      3.7% of UK

**Younger individuals enjoying the city lifestyle with lots of opportunities to socialise and spend.** These affluent younger people generally rent flats in major towns and cities. Whilst incomes are well above average, their level of disposable income is restricted due to high rents.

#### CORE DEMOGRAPHICS

Age range <b>25-44</b>	Children at home <b>0</b>
House tenure <b>Privately renting</b>	Family structure <b>Single</b>
Number of beds <b>1</b>	House type <b>Flat or maisonette</b>

#### BRANDS

SHOPPING			
LEISURE			
WEBSITES			

#### DIGITAL AND TECH

ATTITUDES	I worry about online security <b>60%</b> <small>UK average: 59%</small>	Shopping online makes my life easier <b>68%</b> <small>UK average: 62%</small>	I love the ease of using chat bots to get answers <b>31%</b> <small>UK average: 28%</small>
-----------	---	--	---

#### TOP BEHAVIOURS

<b>Post online ratings / reviews online</b>	<b>Book travel and holidays online</b>	<b>Social media: Pinterest, Insta and Twitter</b>
---	--	---



CATEGORY	GROUP	TYPE	MAP	WHAT IS ACORN?
----------	-------	------	-----	----------------

## ACORN TYPE PROFILE - HOUSEHOLDS

© 2024 CACI Limited and all other applicable third party notices (Acorn) can be found at [www.caci.co.uk/copyrightnotices.pdf](http://www.caci.co.uk/copyrightnotices.pdf)

Area: P00146\_Blacksmiths Arms, Penistone, S36 9NQ (5 Mile contour)  
 Base: Great Britain  
 Year: 2023

Sort by: Acorn Structure  
 Index  
 Profile %

Acorn Type Description	Area Profile	% for Area	% for Base	Index	0	100	200
<b>1. Affluent Achievers</b>							
<b>1.A Lavish Lifestyles</b>							
1.A.1 Exclusive enclaves	0	0.0	0.1	0			
1.A.2 Metropolitan money	0	0.0	0.1	0			
1.A.3 Large house luxury	25	0.1	0.9	14			
<b>1.B Executive Wealth</b>							
1.B.4 Asset rich families	1,019	4.9	2.6	184			
1.B.5 Wealthy countryside commuters	1,697	8.1	2.5	328			
1.B.6 Financially comfortable families	512	2.4	2.2	110			
1.B.7 Affluent professionals	0	0.0	0.9	0			
1.B.8 Prosperous suburban families	23	0.1	1.5	7			
1.B.9 Well-off edge of towners	624	3.0	1.6	185			
<b>1.C Mature Money</b>							
1.C.10 Better-off villagers	2,728	13.0	3.1	423			
1.C.11 Settled suburbia, older people	175	0.8	2.8	30			
1.C.12 Retired and empty nesters	561	2.7	2.5	109			
1.C.13 Upmarket downsizers	120	0.6	1.3	44			
<b>2. Rising Prosperity</b>							
<b>2.D City Sophisticates</b>							
2.D.14 Townhouse cosmopolitans	0	0.0	0.7	0			
2.D.15 Younger professionals in smaller flats	0	0.0	1.5	0			
2.D.16 Metropolitan professionals	0	0.0	0.7	0			
2.D.17 Socialising young renters	0	0.0	1.0	0			
<b>2.E Career Climbers</b>							
2.E.18 Career driven young families	750	3.6	2.0	181			
2.E.19 First time buyers in small, modern homes	76	0.4	3.4	11			
2.E.20 Mixed metropolitan areas	0	0.0	1.0	0			
<b>3. Comfortable Communities</b>							
<b>3.F Countryside Communities</b>							
3.F.21 Farms and cottages	335	1.6	1.5	105			
3.F.22 Older couples and families in rural areas	105	0.5	1.0	50			
3.F.23 Owner occupiers in small towns and villages	1,882	9.0	3.2	280			
<b>3.G Successful Suburbs</b>							
3.G.24 Comfortably-off families in modern housing	528	2.5	2.7	93			
3.G.25 Larger family homes, multi-ethnic areas	0	0.0	0.8	0			
3.G.26 Semi-professional families, owner occupied neighbourhoods	2,738	13.1	2.4	539			
<b>3.H Steady Neighbourhoods</b>							
3.H.27 Suburban semis, conventional attitudes	359	1.7	3.5	49			
3.H.28 Owner occupied terraces, average income	2	0.0	1.6	1			
3.H.29 Established suburbs, older families	377	1.8	2.3	77			
<b>3.I Comfortable Seniors</b>							
3.I.30 Older people, neat and tidy neighbourhoods	261	1.2	2.4	52			
3.I.31 Elderly singles in purpose-built accommodation	16	0.1	0.5	16			
<b>3.J Starting Out</b>							
3.J.32 Educated families in terraces, young children	0	0.0	2.2	0			
3.J.33 Smaller houses and starter homes	135	0.6	2.4	27			
<b>4. Financially Stretched</b>							
<b>4.K Student Life</b>							
4.K.34 Student flats and halls of residence	0	0.0	0.3	0			
4.K.35 Term-time terraces	0	0.0	0.2	0			
4.K.36 Educated young people in flats and tenements	0	0.0	1.9	0			
<b>4.L Modest Means</b>							
4.L.37 Low cost flats in suburban areas	106	0.5	1.4	35			
4.L.38 Semi-skilled workers in traditional neighbourhoods	1,221	5.8	2.6	221			
4.L.39 Fading owner occupied terraces	699	3.3	2.9	114			
4.L.40 High occupancy terraces, culturally diverse family areas	0	0.0	1.0	0			
<b>4.M Striving Families</b>							
4.M.41 Labouring semi-rural estates	964	4.6	1.6	288			
4.M.42 Struggling young families in post-war terraces	88	0.4	1.6	26			
4.M.43 Families in right-to-buy estates	175	0.8	2.0	41			
4.M.44 Post-war estates, limited means	151	0.7	2.2	33			
<b>4.N Poorer Pensioners</b>							
4.N.45 Pensioners in social housing, semis and terraces	771	3.7	0.8	467			
4.N.46 Elderly people in social rented flats	112	0.5	1.0	52			
4.N.47 Low income older people in smaller semis	1,035	4.9	2.2	221			
4.N.48 Pensioners and singles in social rented flats	53	0.3	1.7	15			
<b>5. Urban Adversity</b>							
<b>5.O Young Hardship</b>							
5.O.49 Young families in low cost private flats	56	0.3	2.2	12			
5.O.50 Struggling younger people in mixed tenure	37	0.2	1.8	10			
5.O.51 Young people in small, low cost terraces	54	0.3	2.3	11			
<b>5.P Struggling Estates</b>							
5.P.52 Poorer families, many children, terraced housing	57	0.3	1.6	17			
5.P.53 Low income terraces	0	0.0	0.8	0			
5.P.54 Multi-ethnic, purpose-built estates	0	0.0	1.0	0			
5.P.55 Deprived and ethnically diverse in flats	0	0.0	0.7	0			
5.P.56 Low income large families in social rented semis	166	0.8	1.6	49			
<b>5.Q Difficult Circumstances</b>							
5.Q.57 Social rented flats, families and single parents	0	0.0	1.5	0			
5.Q.58 Singles and young families, some receiving benefits	30	0.1	1.8	8			
5.Q.59 Deprived areas and high-rise flats	82	0.4	2.0	20			
<b>6. Not Private Households</b>							
<b>6.R Not Private Households</b>							
6.R.60 Active communal population	1	0.0	0.1	8			
6.R.61 Inactive communal population	62	0.3	0.3	104			
6.R.62 Business areas without resident population	0	0	0	0			
<b>Total households</b>	<b>20,968</b>						

CATEGORY      GROUP      TYPE      **MAP**      WHAT IS ACORN?

# DOMINANT ACORN GROUP - HOUSEHOLDS

© 2024 CACI Limited and all other applicable third party notices (Acorn) can be found at [www.caci.co.uk/copyrightnotices.pdf](http://www.caci.co.uk/copyrightnotices.pdf)

Source: OS Open Data 2018

Area: P00146\_Blacksmiths Arms, Penistone, S36 9NQ (5 Mile contour)



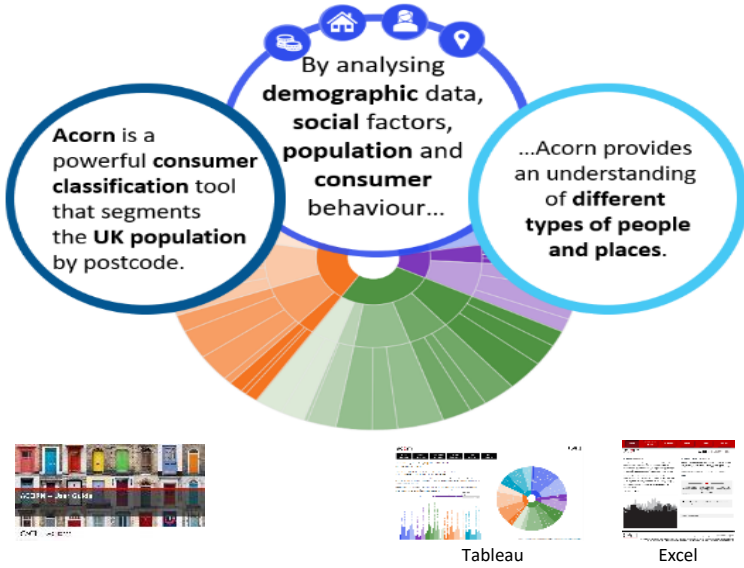
- Dominant Acorn Category
- % Affluent Achievers
- % Rising Prosperity
- % Comfortable Communities
- % Financially Stretched
- % Urban Adversity
- Dominant Acorn Group

- Acorn Groups**
- 1.A Lavish Lifestyles
  - 1.B Executive Wealth
  - 1.C Mature Money
  - 2.D City Sophisticates
  - 2.E Career Climbers
  - 3.F Countryside Communities
  - 3.G Successful Suburbs
  - 3.H Steady Neighbourhoods
  - 3.I Comfortable Seniors
  - 3.J Starting Out
  - 4.K Student Life
  - 4.L Modest Means
  - 4.M Striving Families
  - 4.N Poorer Pensioners
  - 5.O Young Hardship
  - 5.P Struggling Estates
  - 5.Q Difficult Circumstances
  - 6.R Not Private Households

Area boundary

ACORN - WHAT IS IT?

© 2024 CACI Limited and all other applicable third party notices (Acorn) can be found at [www.caci.co.uk/copyrightnotices.pdf](http://www.caci.co.uk/copyrightnotices.pdf)



6 CATEGORIES      18 GROUPS      62 TYPES

1. Affluent Achievers	A. Lavish Lifestyles	1-3
	B. Executive Wealth	4-9
	C. Mature Money	10-13
2. Rising Prosperity	D. City Sophisticates	14-17
	E. Career Climbers	18-20
3. Comfortable Communities	F. Countryside Communities	21-23
	G. Successful Suburbs	24-26
	H. Steady Neighbourhoods	27-29
	I. Comfortable Seniors	30-31
	J. Starting Out	32-33
4. Financially Stretched	K. Student Life	34-36
	L. Modest Means	37-40
	M. Striving Families	41-44
	N. Poorer Pensioners	45-48
5. Urban Adversity	O. Young Hardship	49-51
	P. Struggling Estates	52-56
	Q. Difficult Circumstances	57-59
6. Not Private Households	R. Not Private Households	60-62

**1 Affluent Achievers**

Age range: **55+**

Financial situation: Running into debt ↔ Saving a lot

Children at home: **0**

**12.1M** UK Adults

**22.8%** of UK

House type: **Detached**

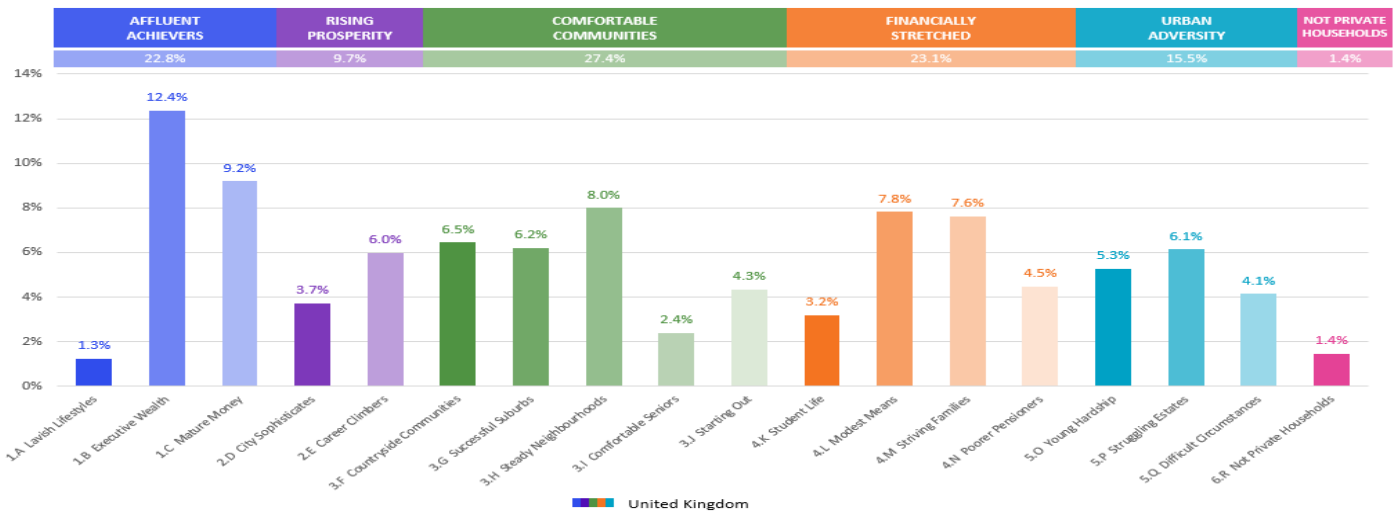
House tenure: **Owned outright**

Number of beds: **4+**

These are some of the most financially successful people in the UK. They live in affluent, high status areas of the country. They are healthy, wealthy and confident consumers.

Acorn Groups within Category 1: Affluent Achievers

- A. Lavish Lifestyles: 6%
- B. Executive Wealth: 54%
- C. Mature Money: 40%



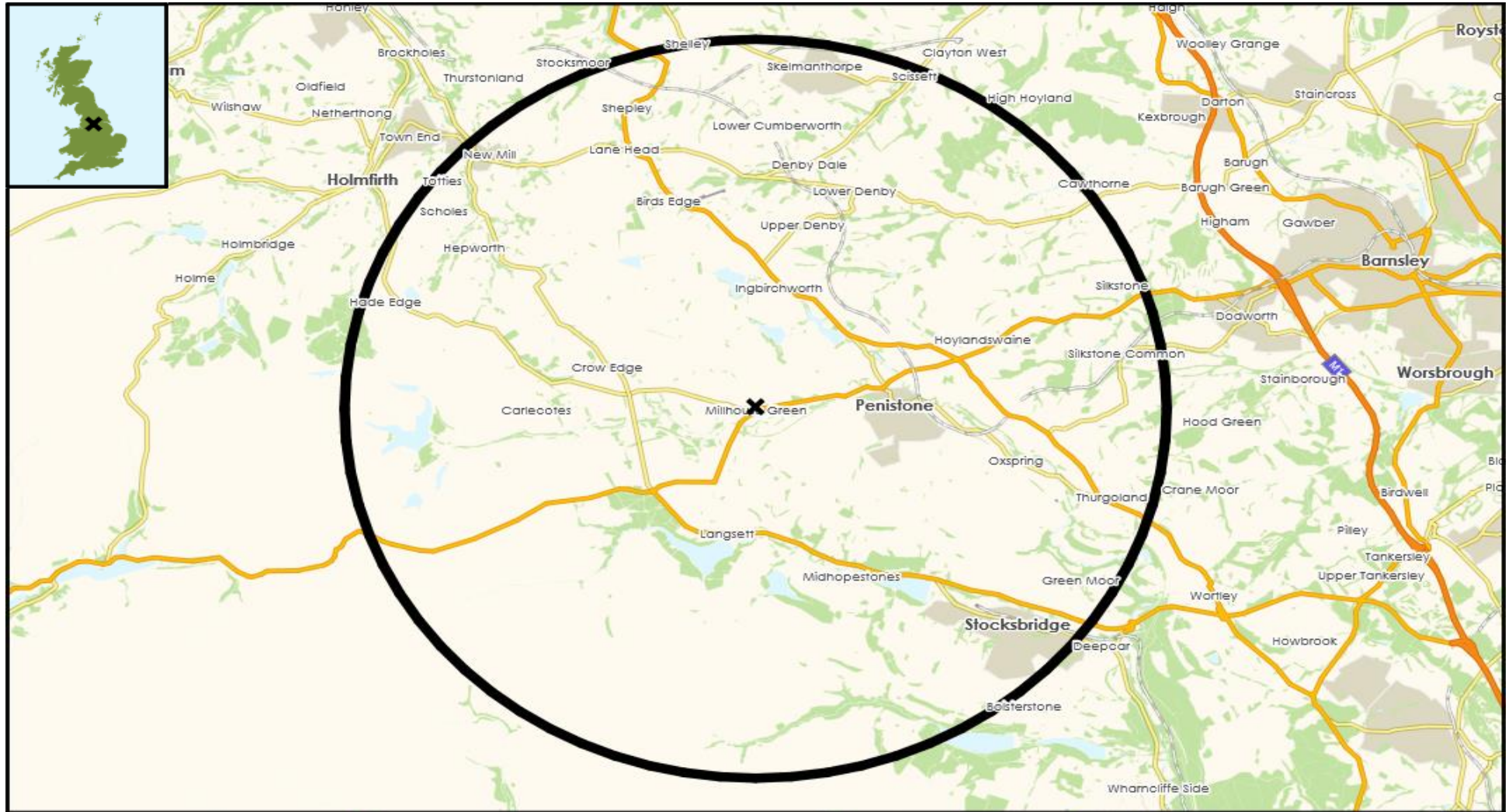


# MAP OF AREA

© 2024 CACI Limited and all other applicable third party notices can be found at [www.caci.co.uk/copyrightnotices.pdf](http://www.caci.co.uk/copyrightnotices.pdf)

Source: OS Open Data 2018

Area: P00146\_Blacksmiths Arms, Penistone, S36 9NQ (5 Mile contour)

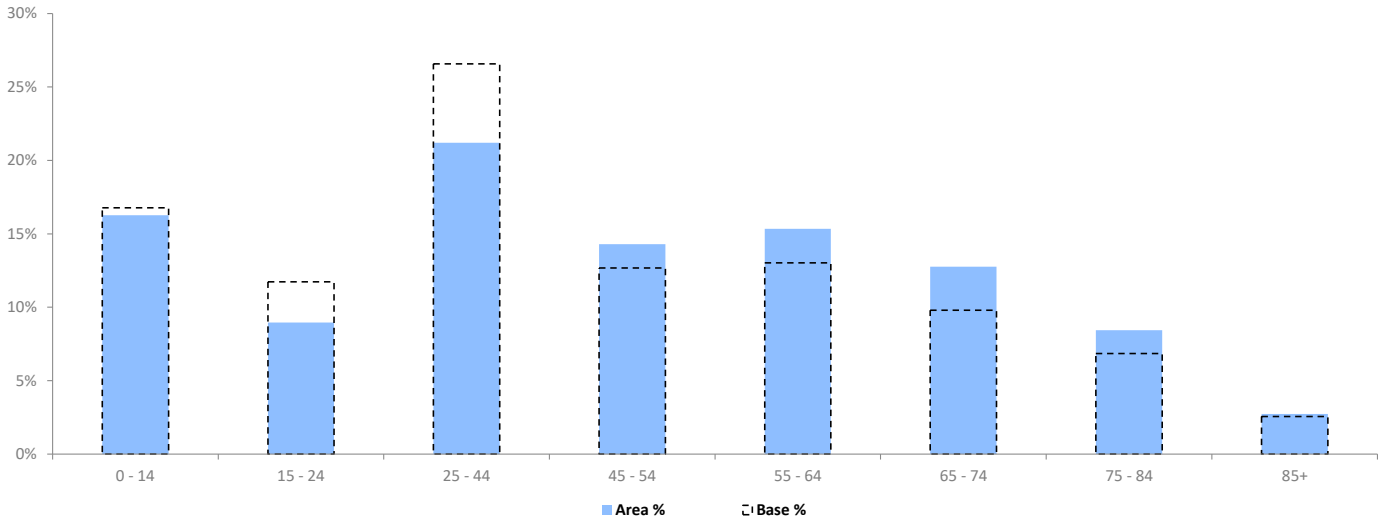


# POPULATION PROJECTIONS

© 2024 CACI Limited and all other applicable third party notices (Population Estimates and Projections) can be found at [www.caci.co.uk/copyrightnotices.pdf](http://www.caci.co.uk/copyrightnotices.pdf)

Area: P00146\_Blacksmiths Arms, Penistone, S36 9NQ (5 Mile contour)  
 Base: Great Britain  
 Year: 2023

	Area Profile	Area %	Base %	Index av=100	0	100	200
0 - 14	7,904	16.3	16.8	97			
15 - 24	4,358	9.0	11.7	76			
25 - 44	10,308	21.2	26.6	80			
45 - 54	6,950	14.3	12.7	113			
55 - 64	7,456	15.3	13.0	118			
65 - 74	6,203	12.8	9.8	130			
75 - 84	4,100	8.4	6.9	123			
85+	1,326	2.7	2.6	107			
<b>Total population</b>	<b>48,605</b>						



# EXPENDITURE

© 2024 CACI Limited and all other applicable third party notices (COICOP Expenditure) can be found at [www.caci.co.uk/copyrightnotices.pdf](http://www.caci.co.uk/copyrightnotices.pdf)

Area: P00146\_Blacksmiths Arms, Penistone, S36 9NQ (5 Mile contour)  
 Base: Great Britain  
 Year: 2023

## EXPENDITURE ESTIMATES PER WEEK

	Area Spend	Area spend per hhs	Base spend per hhs	Index av=100	0	100	200
<b>COICOP Categories</b>							
1. Food & non-alcoholic beverages	£1,453,186	£68.20	£66.95	<b>102</b>			
2. Alcoholic beverages, tobacco and narcotics	£602,975	£28.30	£28.12	<b>101</b>			
3. Clothing & Footwear	£500,334	£23.48	£22.40	<b>105</b>			
4. Housing, water, electricity, gas and other fuels	£2,260,614	£106.09	£107.19	99			
5. Furnishings, equipment and routine maintenance	£903,408	£42.40	£36.85	<b>115</b>			
6. Health	£371,996	£17.46	£13.48	<b>130</b>			
7. Transport	£3,193,447	£149.86	£134.74	<b>111</b>			
8. Communication	£338,119	£15.87	£15.74	<b>101</b>			
9. Recreation & Culture	£1,777,544	£83.42	£64.16	<b>130</b>			
10. Education	£411,914	£19.33	£22.26	87			
11. Restaurants & Hotels	£1,648,873	£77.38	£67.11	<b>115</b>			
12. Miscellaneous goods and services	£2,581,706	£121.16	£109.86	<b>110</b>			
<b>Total Expenditure</b>	<b>£16,044,116</b>	<b>£752.93</b>	<b>£688.85</b>	<b>109</b>			

Expenditure calculated for RF Centres includes weighted residential, worker and tourist spend; for RF catchments it includes weighted residential spend only. For all other catchments it includes residential, online and domestic tourist spend (all spend originating from these areas).

The figures are calculated from data from the Living Costs and Family (LCF) survey conducted by the Office for National Statistics. The analyses in this report are carried out by CACI and those who carried out the original collection and analysis of the data bear no responsibility for their further analysis or interpretation. The spend figures are based on current prices for the year stated at the top of the report. The Classification of Individual Consumption by Purpose (COICOP) is published by the UN Statistics Division to provide an international standard for the reporting of expenditure. Totals are controlled to national figures supplied by ONS Consumer Trends.