

CGA LICENCED PREMISES

© 2024 CACI Limited and all other applicable third party notices (CGA) can be found at www.caci.co.uk/copyrightnotices.pdf

Area: P04343_Rosies Tavern, Darlington, DL3 7LB |
 Base: Great Britain
 Year: 2023

Licence Type	Profile	Per 1000 Pop (Area)	Per 1000 Pop (Base)	Index	0	100	200
Pubs & Full On	58	160.7	81.7	197			
Proprietary Club	4	11.1	7.3	152			
Registered Club	18	49.9	28.2	177			
Restaurant	26	72.0	32.1	224			
Residential	1	2.8	2.7	104			

Name	Description	License Type	Owner Name	Postcode
New Bank Top	Camerons	Pubs & Full On	Camerons	DL 1 1XH
New Club	Independent Free	Registered Club	Independent Free	DL 1 1LX
Red Lion	Greene King	Pubs & Full On	Greene King	DL 1 1NG
Quays	Admiral Taverns Ltd	Pubs & Full On	Admiral Taverns Ltd	DL 1 1NU
Golden Cock	Stonegate Pub Company	Pubs & Full On	Stonegate Pub Company	DL 1 1NU
Mercure Hotel	Accor Hotels	Pubs & Full On	Accor Hotels	DL 1 1NW
Joseph Pease	Admiral Taverns Ltd	Pubs & Full On	Admiral Taverns Ltd	DL 1 1PD
Half Moon	Admiral Taverns Ltd	Pubs & Full On	Admiral Taverns Ltd	DL 1 1QS
Eastern Bamboo Restaurant	Independent Free	Restaurant	Independent Free	DL 1 1QU
Darlington East End Working Mens Club	Independent Free	Registered Club	Independent Free	DL 1 1RR
Darlington Hippodrome	Independent Free	Pubs & Full On	Independent Free	DL 1 1RR
Black Swan	*Other Small Retail Groups	Pubs & Full On	*Other Small Retail Groups	DL 1 1RX
Taste Of India	Independent Free	Restaurant	Independent Free	DL 1 1RX
Darlington & District Ase Club & Institut	Independent Free	Registered Club	Independent Free	DL 1 1UB
Navy Club	Independent Free	Registered Club	Independent Free	DL 1 1UF
Darlington Club & Institute	Independent Free	Registered Club	Independent Free	DL 1 1UJ
Railway Tavern	Stonegate Pub Company	Pubs & Full On	Stonegate Pub Company	DL 1 1UN
Cleveland Arms	Independent Free	Pubs & Full On	Independent Free	DL 1 2NX
Darlington & District Indoor Bowls	Independent Free	Registered Club	Independent Free	DL 1 2PP
Darlington North Railway Institute Club	Independent Free	Registered Club	Independent Free	DL 1 2PP
Cleveland Bridge Social & Athletic Club	Independent Free	Registered Club	Independent Free	DL 1 4DF
Avalon	Admiral Taverns Ltd	Pubs & Full On	Admiral Taverns Ltd	DL 1 5HL
Hoskins	Independent Free	Pubs & Full On	Independent Free	DL 1 5HW
Darlington Fire Station Welfare & SC	Independent Free	Registered Club	Independent Free	DL 1 5LN
Juniper Tree	Independent Free	Pubs & Full On	Independent Free	DL 1 5NA
Grange	Independent Free	Pubs & Full On	Independent Free	DL 1 5PE
Hole In The Wall	Stonegate Pub Company	Pubs & Full On	Stonegate Pub Company	DL 1 5PT
Pennyweight	Stonegate Pub Company	Pubs & Full On	Stonegate Pub Company	DL 1 5QA
Boot & Shoe	Camerons	Pubs & Full On	Camerons	DL 1 5QD
Darlington Cricket & Athletic Club	Independent Free	Registered Club	Independent Free	DL 1 5JD
Harveys Late Bar	Independent Free	Pubs & Full On	Independent Free	DL 1 5RL
Dolphin Centre	Independent Free	Proprietary Club	Independent Free	DL 1 5RP
Crooners Champagne Bar	Independent Free	Pubs & Full On	Independent Free	DL 1 5SG
Britannia Inn	Punch Pub Company	Pubs & Full On	Punch Pub Company	DL 3 6LR
Freemasons Hall	Independent Free	Registered Club	Independent Free	DL 3 6LS
Three Crowns	Admiral Taverns Ltd	Pubs & Full On	Admiral Taverns Ltd	DL 3 6LU
Hopetown & Whessoe Workingsmens Cl	Independent Free	Registered Club	Independent Free	DL 3 6RD
Star Of Bengal	Independent Free	Restaurant	Independent Free	DL 3 7AQ
Hideaway	Stonegate Pub Company	Restaurant	Stonegate Pub Company	DL 3 7AQ
Hotel Bannatyne	Independent Free	Residential	Independent Free	DL 3 7HZ
Turks Head Inn	Admiral Taverns Ltd	Pubs & Full On	Admiral Taverns Ltd	DL 3 7JG
Slaters Arms	*Other Small Retail Groups	Pubs & Full On	*Other Small Retail Groups	DL 3 7JJ
Akbar The Great	Independent Free	Restaurant	Independent Free	DL 3 7JJ
Old English Gentleman	Stonegate Pub Company	Pubs & Full On	Stonegate Pub Company	DL 3 7JY
Old Yard Tapas Bar	Independent Free	Pubs & Full On	Independent Free	DL 3 7JY
Green Dragon	Ei Group	Pubs & Full On	Ei Group	DL 3 7LU
Tre Amici	Independent Free	Restaurant	Independent Free	DL 3 7LX
Al Forno	Al Forno	Restaurant	Al Forno	DL 3 7LX
Buzz Bingo	Gala Group	Proprietary Club	Gala Group	DL 3 7NR
Darlington Flyer	Stonegate Pub Company	Pubs & Full On	Stonegate Pub Company	DL 3 7NR
Quaker Coffee House	Independent Free	Pubs & Full On	Independent Free	DL 3 7QF
Reema	Independent Free	Restaurant	Independent Free	DL 3 7RG
Frasers	Independent Free	Pubs & Full On	Independent Free	DL 3 7RX

CGA LICENCED PREMISES

© 2024 CACI Limited and all other applicable third party notices (CGA) can be found at www.caci.co.uk/copyrightnotices.pdf

Area: P04343_Rosies Tavern, Darlington, DL3 7LB |
 Base: Great Britain
 Year: 2023

Licence Type	Profile	Per 1000 Pop (Area)	Per 1000 Pop (Base)	Index	0	100	200
Pubs & Full On	58	160.7	81.7	197			
Proprietary Club	4	11.1	7.3	152			
Registered Club	18	49.9	28.2	177			
Restaurant	26	72.0	32.1	224			
Residential	1	2.8	2.7	104			

Name	Description	License Type	Owner Name	Postcode
St Augustines Parish Centre	Independent Free	Registered Club	Independent Free	DL 3 7TG
Darlington Quoit Club	Independent Free	Registered Club	Independent Free	DL 3 7TW
Cockerton Band Musical Institute	Independent Free	Registered Club	Independent Free	DL 3 9AB
Brinkburn	Greene King	Pubs & Full On	Greene King	DL 3 0YR
Darlington Woodland Bowling Club	Independent Free	Registered Club	Independent Free	DL 3 9LN
Formerly Rileys	Unknown	Proprietary Club	Unknown	DL 3 7JT
Albert Hill Working Mens Club	Independent Free	Registered Club	Independent Free	DL 1 2LZ
Pumpkin	SSP	Pubs & Full On	SSP	DL 1 4AA
Ta Darlington	Independent Free	Registered Club	Independent Free	DL 1 4DF
Tanners Hall	Wetherspoons GB	Pubs & Full On	Wetherspoons GB	DL 3 7LL
Imperial Express	Independent Free	Restaurant	Independent Free	DL 3 7HJ
Number Twenty Two	Independent Free	Pubs & Full On	Independent Free	DL 3 7RG
Babuls	*Other Small Retail Groups	Restaurant	*Other Small Retail Groups	DL 3 7NB
Dalesman Hotel	Independent Free	Pubs & Full On	Independent Free	DL 1 5JW
Macy Browns	Macy Browns	Pubs & Full On	Macy Browns	DL 1 5NQ
Builders Arms	*Other Small Retail Groups	Pubs & Full On	*Other Small Retail Groups	DL 3 6RQ
William Stead	Wetherspoons GB	Pubs & Full On	Wetherspoons GB	DL 1 1LU
Maxines Restaurant & Bar	Independent Free	Pubs & Full On	Independent Free	DL 3 7HZ
Salt	Independent Free	Restaurant	Independent Free	DL 1 5NG
Hash Baron Kitchen	Independent Free	Pubs & Full On	Independent Free	DL 3 7RG
Oven	Independent Free	Restaurant	Independent Free	DL 3 7AQ
Bengal Heritage	Independent Free	Restaurant	Independent Free	DL 3 6LA
Greenbank Hotel	Independent Free	Pubs & Full On	Independent Free	DL 3 6EL
Cafe Spice	Independent Free	Restaurant	Independent Free	DL 3 7QH
Uno Momento	Independent Free	Restaurant	Independent Free	DL 1 5HL
Vesuvio	Independent Free	Pubs & Full On	Independent Free	DL 1 5RL
Santorini Greek Restaurant	Independent Free	Restaurant	Independent Free	DL 1 1LU
Santorini	Independent Free	Restaurant	Independent Free	DL 1 1PD
Crooners	Independent Free	Pubs & Full On	Independent Free	DL 1 5RL
Eastbourne Sports Complex	Independent Free	Proprietary Club	Independent Free	DL 1 1LJ
Sol	Independent Free	Restaurant	Independent Free	DL 3 7AQ
Houndgate Townhouse	Independent Free	Pubs & Full On	Independent Free	DL 1 5RF
Bondgate Tavern	Independent Free	Pubs & Full On	Independent Free	DL 3 7JY
Premier Inn	Whitbread Hotels	Pubs & Full On	Whitbread	DL 1 5RD
Bella Italia	Big Table Group Ltd	Restaurant	Big Table Group Ltd	DL 1 5AD
Woollen Mill	Greene King	Pubs & Full On	Greene King	DL 1 5RD
Estabulo	Estabulo Ltd	Restaurant	Estabulo Ltd	DL 1 5AD
Kings Bar	Cairn Hotel Group	Pubs & Full On	Cairn Hotel Group	DL 1 1NW
Majestic Theatre	Independent Free	Pubs & Full On	Independent Free	DL 3 7JT
Nandos	Nandos Restaurants	Restaurant	Nandos Restaurants	DL 1 5RD
Mr Hutton's Barbers & Bar	Independent Free	Pubs & Full On	Independent Free	DL 1 5HW
Number One	Independent Free	Pubs & Full On	Independent Free	DL 3 7NB
Wandering Duck	Independent Free	Pubs & Full On	Independent Free	DL 1 5NA
Vue	Omers Private Equity	Pubs & Full On	Omers Private Equity	DL 1 5AD
Tubwell Tap	Amber Taverns	Pubs & Full On	Amber Taverns	DL 1 1NU
Tomahawk	Tomahawk	Restaurant	Tomahawk	DL 1 5RD
Stable Hearth	Independent Free	Restaurant	Independent Free	DL 3 7RX
Orb	Independent Free	Pubs & Full On	Independent Free	DL 3 7RG
Dr.Inks	Independent Free	Restaurant	Independent Free	DL 3 7EE
Gate	Independent Free	Pubs & Full On	Independent Free	DL 1 5HW
Masala Art	Independent Free	Restaurant	Independent Free	DL 1 5RL
Market Tap	Independent Free	Pubs & Full On	Independent Free	DL 1 5PX
Angels Cut	Independent Free	Pubs & Full On	Independent Free	DL 3 7TZ

CGA LICENCED PREMISES

© 2024 CACI Limited and all other applicable third party notices (CGA) can be found at www.caci.co.uk/copyrightnotices.pdf

Area: P04343_Rosies Tavern, Darlington, DL3 7LB |
 Base: Great Britain
 Year: 2023

Licence Type	Profile	Per 1000 Pop (Area)	Per 1000 Pop (Base)	Index	0	100	200
Pubs & Full On	58	160.7	81.7	197			
Proprietary Club	4	11.1	7.3	152			
Registered Club	18	49.9	28.2	177			
Restaurant	26	72.0	32.1	224			
Residential	1	2.8	2.7	104			

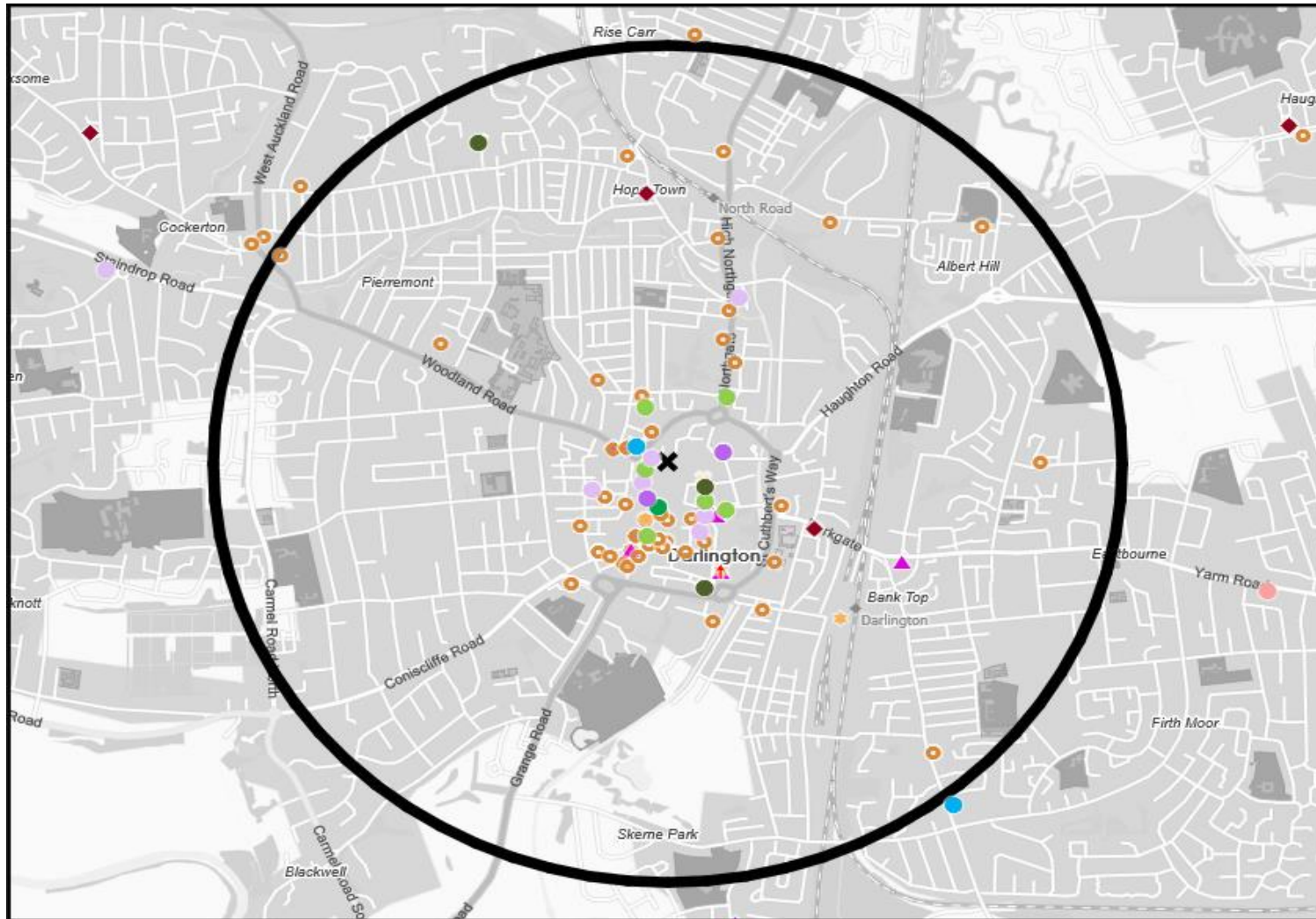
Name	Description	License Type	Owner Name	Postcode
Hatch Luncheonette	Independent Free	Restaurant	Independent Free	DL 1 5HG

MAP OF AREA

© 2024 CACI Limited and all other applicable third party notices (CGA) can be found at www.caci.co.uk/copyrightnotices.pdf

Source: OS Open Data 2018

Area: P04343_Rosies Tavern, Darlington, DL3 7LB (1 Mile contour)



KEY

- Large pub co's & bars
 - Admiral Taverns Ltd
 - Ei Group
 - Greene King
 - Marston's
 - Mitchells & Butlers
 - Punch Pub Company
 - Stonegate Pub Company
 - Star Pubs & Bars
 - Wetherspoon
 - Whitbread
 - Shepherd Neame
- Small to medium pub co's & bars
 - Family Brewers with pubs
- Hotels
- Restaurants
- Leisure
- Independent
- Other
- Site Location
- Boundary

ACORN CATEGORY PROFILE - HOUSEHOLDS

© 2024 CACI Limited and all other applicable third party notices (Acorn) can be found at www.caci.co.uk/copyrightnotices.pdf

Area: P04343_Rosies Tavern, Darlington, DL3 7LB (1 Mile contour)
Base: Great Britain
Year: 2023

Acorn Category Description	Area Profile	% for Area	% for Base	Index 0	100	200
1 Affluent Achievers	2,548	14.6	22.1	66		
2 Rising Prosperity	819	4.7	10.2	46		
3 Comfortable Communities	2,948	16.9	26.5	64		
4 Financially Stretched	2,325	13.3	23.7	56		
5 Urban Adversity	8,637	49.6	17.2	288		
6 Not Private Households	148	0.8	0.3	247		
Graph						
Total households	17,425					

Acorn Category Pen Portrait

5 Urban Adversity
8.4M UK Adults
15.9% of UK

Age range
25-34

Financial situation

Children at home
3+

House type
Flat or terraced

House tenure
Social renting

Number of beds
1-2

This category contains the most deprived areas of towns and cities across the UK. Household incomes are low, nearly always below the national average.

Acorn Groups within Category 5: Urban Adversity

- O Young Hardship 32%
- P Struggling Estates 41%
- Q Difficult Circumstances 27%

ACORN GROUP PROFILE - HOUSEHOLDS

© 2024 CACI Limited and all other applicable third party notices (Acorn) can be found at www.caci.co.uk/copyrightnotices.pdf

Area: P04343_Rosies Tavern, Darlington, DL3 7LB (1 Mile contour)
 Base: Great Britain
 Year: 2023

Acorn Group Description	Area Profile	% for Area	% for Base	Index 0	100	200
1. Affluent Achievers						
1.A Lavish Lifestyles	32	0.2	1.1	17		
1.B Executive Wealth	911	5.2	11.3	46		
1.C Mature Money	1,605	9.2	9.6	95		
2. Rising Prosperity						
2.D City Sophisticates	109	0.6	3.8	16		
2.E Career Climbers	710	4.1	6.4	64		
3. Comfortable Communities						
3.F Countryside Communities	0	0.0	5.7	0		
3.G Successful Suburbs	558	3.2	6.0	54		
3.H Steady Neighbourhoods	1,293	7.4	7.4	100		
3.I Comfortable Seniors	98	0.6	2.9	20		
3.J Starting Out	999	5.7	4.6	126		
4. Financially Stretched						
4.K Student Life	42	0.2	2.5	10		
4.L Modest Means	875	5.0	8.0	63		
4.M Striving Families	623	3.6	7.4	48		
4.N Poorer Pensioners	785	4.5	5.8	78		
5. Urban Adversity						
5.O Young Hardship	7,421	42.6	6.3	681		
5.P Struggling Estates	120	0.7	5.7	12		
5.Q Difficult Circumstances	1,096	6.3	5.2	120		
6. Not Private Households						
6.R Not Private Households	148	0.8	0.3	247		
Total households	17,425					

Acorn Group Pen Portrait

6 Not Private Households

790k
UK Adults

1.5%
of UK

60 Active communal population –
 Generally this is accommodation that may be unoccupied for part of the year, or where the people living in the accommodation regularly change. Other active communal accommodation might include hostels, children’s homes, refuges and local authority accommodation for travellers.

61 Inactive communal population –
 These people may be in communal establishments but unlikely to be active consumers. This includes care homes, hospitals, and other medical or nursing establishments where due to their health, the residents are unlikely to get out and about to function as regular consumers. It also includes prisons.

62 Business areas without resident population –
 These are postcodes where we believe there is no regular resident population. An example of this might be a business or industrial park.

These are postcodes where the bulk of the residents are not living in private households.

The category forms a single group, R: Not private households, which is sub-divided into three types:

A

B

C

D

E

F

G

H

I

J

K

L

M

N

O

P

Q

R

CATEGORY	GROUP	TYPE	MAP	WHAT IS ACORN?
----------	-------	------	-----	----------------

ACORN TYPE PROFILE - HOUSEHOLDS

© 2024 CACI Limited and all other applicable third party notices (Acorn) can be found at www.caci.co.uk/copyrightnotices.pdf

Area: P04343_Rosies Tavern, Darlington, DL3 7LB (1 Mile contour)
 Base: Great Britain
 Year: 2023

Sort by: Corn Structure
 Index
 Profile %

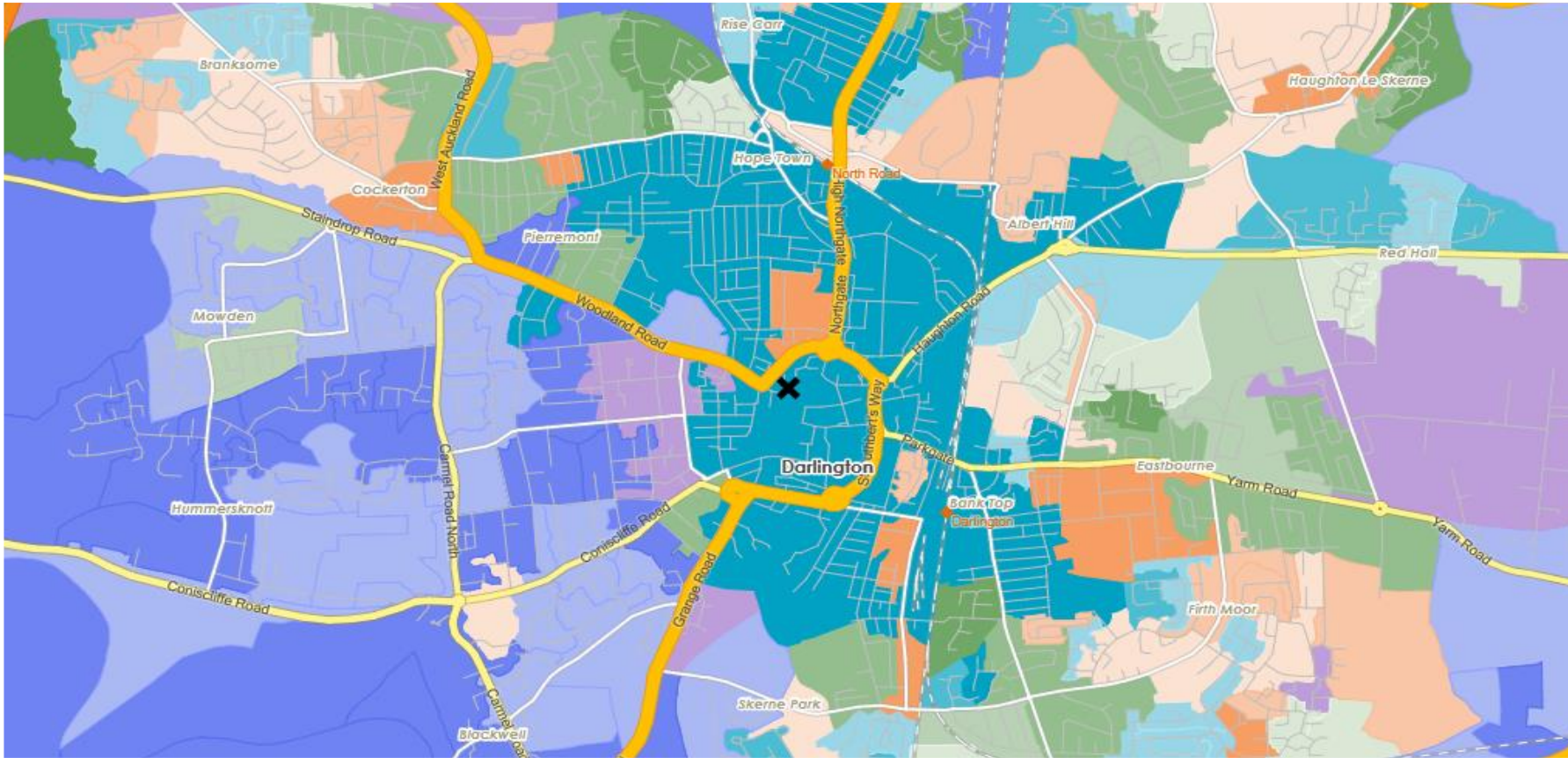
Acorn Type Description	Area Profile	% for Area	% for Base	Index	0	100	200
1. Affluent Achievers							
1.A Lavish Lifestyles							
1.A.1 Exclusive enclaves	0	0.0	0.1	0			
1.A.2 Metropolitan money	0	0.0	0.1	0			
1.A.3 Large house luxury	32	0.2	0.9	21			
1.B Executive Wealth							
1.B.4 Asset rich families	242	1.4	2.6	53			
1.B.5 Wealthy countryside commuters	0	0.0	2.5	0			
1.B.6 Financially comfortable families	20	0.1	2.2	5			
1.B.7 Affluent professionals	186	1.1	0.9	125			
1.B.8 Prosperous suburban families	463	2.7	1.5	173			
1.B.9 Well-off edge of towners	0	0.0	1.6	0			
1.C Mature Money							
1.C.10 Better-off villagers	7	0.0	3.1	1			
1.C.11 Settled suburbia, older people	1,236	7.1	2.8	252			
1.C.12 Retired and empty nesters	13	0.1	2.5	3			
1.C.13 Upmarket downsizers	349	2.0	1.3	155			
2. Rising Prosperity							
2.D City Sophisticates							
2.D.14 Townhouse cosmopolitans	109	0.6	0.7	89			
2.D.15 Younger professionals in smaller flats	0	0.0	1.5	0			
2.D.16 Metropolitan professionals	0	0.0	0.7	0			
2.D.17 Socialising young renters	0	0.0	1.0	0			
2.E Career Climbers							
2.E.18 Career driven young families	0	0.0	2.0	0			
2.E.19 First time buyers in small, modern homes	709	4.1	3.4	120			
2.E.20 Mixed metropolitan areas	1	0.0	1.0	1			
3. Comfortable Communities							
3.F Countryside Communities							
3.F.21 Farms and cottages	0	0.0	1.5	0			
3.F.22 Older couples and families in rural areas	0	0.0	1.0	0			
3.F.23 Owner occupiers in small towns and villages	0	0.0	3.2	0			
3.G Successful Suburbs							
3.G.24 Comfortably-off families in modern housing	397	2.3	2.7	84			
3.G.25 Larger family homes, multi-ethnic areas	0	0.0	0.8	0			
3.G.26 Semi-professional families, owner occupied neighbourhoods	161	0.9	2.4	38			
3.H Steady Neighbourhoods							
3.H.27 Suburban semis, conventional attitudes	1,144	6.6	3.5	189			
3.H.28 Owner occupied terraces, average income	128	0.7	1.6	46			
3.H.29 Established suburbs, older families	21	0.1	2.3	5			
3.I Comfortable Seniors							
3.I.30 Older people, neat and tidy neighbourhoods	90	0.5	2.4	22			
3.I.31 Elderly singles in purpose-built accommodation	8	0.0	0.5	9			
3.J Starting Out							
3.J.32 Educated families in terraces, young children	685	3.9	2.2	183			
3.J.33 Smaller houses and starter homes	314	1.8	2.4	75			
4. Financially Stretched							
4.K Student Life							
4.K.34 Student flats and halls of residence	1	0.0	0.3	2			
4.K.35 Term-time terraces	0	0.0	0.2	0			
4.K.36 Educated young people in flats and tenements	41	0.2	1.9	12			
4.L Modest Means							
4.L.37 Low cost flats in suburban areas	30	0.2	1.4	12			
4.L.38 Semi-skilled workers in traditional neighbourhoods	337	1.9	2.6	74			
4.L.39 Fading owner occupied terraces	466	2.7	2.9	92			
4.L.40 High occupancy terraces, culturally diverse family areas	42	0.2	1.0	24			
4.M Striving Families							
4.M.41 Labouring semi-rural estates	26	0.1	1.6	9			
4.M.42 Struggling young families in post-war terraces	6	0.0	1.6	2			
4.M.43 Families in right-to-buy estates	139	0.8	2.0	39			
4.M.44 Post-war estates, limited means	452	2.6	2.2	119			
4.N Poorer Pensioners							
4.N.45 Pensioners in social housing, semis and terraces	238	1.4	0.8	174			
4.N.46 Elderly people in social rented flats	299	1.7	1.0	166			
4.N.47 Low income older people in smaller semis	92	0.5	2.2	24			
4.N.48 Pensioners and singles in social rented flats	156	0.9	1.7	52			
5. Urban Adversity							
5.O Young Hardship							
5.O.49 Young families in low cost private flats	1,109	6.4	2.2	291			
5.O.50 Struggling younger people in mixed tenure	726	4.2	1.8	232			
5.O.51 Young people in small, low cost terraces	5,586	32.1	2.3	1,415			
5.P Struggling Estates							
5.P.52 Poorer families, many children, terraced housing	51	0.3	1.6	19			
5.P.53 Low income terraces	0	0.0	0.8	0			
5.P.54 Multi-ethnic, purpose-built estates	0	0.0	1.0	0			
5.P.55 Deprived and ethnically diverse in flats	0	0.0	0.7	0			
5.P.56 Low income large families in social rented semis	69	0.4	1.6	25			
5.Q Difficult Circumstances							
5.Q.57 Social rented flats, families and single parents	0	0.0	1.5	0			
5.Q.58 Singles and young families, some receiving benefits	657	3.8	1.8	214			
5.Q.59 Deprived areas and high-rise flats	439	2.5	2.0	128			
6. Not Private Households							
6.R Not Private Households							
6.R.60 Active communal population	13	0.1	0.1	126			
6.R.61 Inactive communal population	135	0.8	0.3	272			
6.R.62 Business areas without resident population	0	0	0	0			
Total households	17,425						

DOMINANT ACORN GROUP - HOUSEHOLDS

© 2024 CACI Limited and all other applicable third party notices (Acorn) can be found at www.caci.co.uk/copyrightnotices.pdf

Source: OS Open Data 2018

Area: P04343_Rosies Tavern, Darlington, DL3 7LB (1 Mile contour)



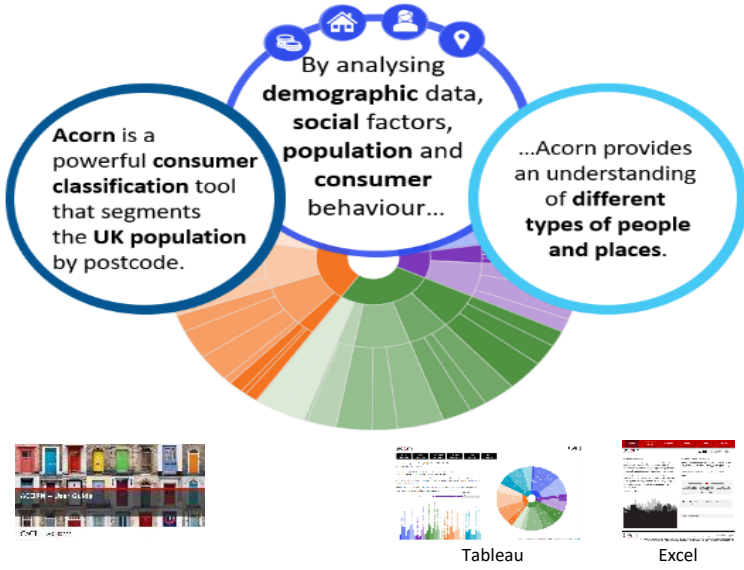
- Dominant Acorn Category
- % Affluent Achievers
- % Rising Prosperity
- % Comfortable Communities
- % Financially Stretched
- % Urban Adversity
- Dominant Acorn Group

- Acorn Groups**
- 1.A Lavish Lifestyles
 - 1.B Executive Wealth
 - 1.C Mature Money
 - 2.D City Sophisticates
 - 2.E Career Climbers
 - 3.F Countryside Communities
 - 3.G Successful Suburbs
 - 3.H Steady Neighbourhoods
 - 3.I Comfortable Seniors
 - 3.J Starting Out
 - 4.K Student Life
 - 4.L Modest Means
 - 4.M Striving Families
 - 4.N Poorer Pensioners
 - 5.O Young Hardship
 - 5.P Struggling Estates
 - 5.Q Difficult Circumstances
 - 6.R Not Private Households

Area boundary

ACORN - WHAT IS IT?

© 2024 CACI Limited and all other applicable third party notices (Acorn) can be found at www.caci.co.uk/copyrightnotices.pdf



6 CATEGORIES 18 GROUPS 62 TYPES

1. Affluent Achievers	A. Lavish Lifestyles	1-3
	B. Executive Wealth	4-9
	C. Mature Money	10-13
2. Rising Prosperity	D. City Sophisticates	14-17
	E. Career Climbers	18-20
3. Comfortable Communities	F. Countryside Communities	21-23
	G. Successful Suburbs	24-26
	H. Steady Neighbourhoods	27-29
	I. Comfortable Seniors	30-31
	J. Starting Out	32-33
4. Financially Stretched	K. Student Life	34-36
	L. Modest Means	37-40
	M. Striving Families	41-44
	N. Poorer Pensioners	45-48
5. Urban Adversity	O. Young Hardship	49-51
	P. Struggling Estates	52-56
	Q. Difficult Circumstances	57-59
6. Not Private Households	R. Not Private Households	60-62

1 Affluent Achievers

12.1M UK Adults 22.8% of UK

Age range: 55+

Financial situation: Running into debt ↔ Saving a lot

Children at home: 0

House type: Detached

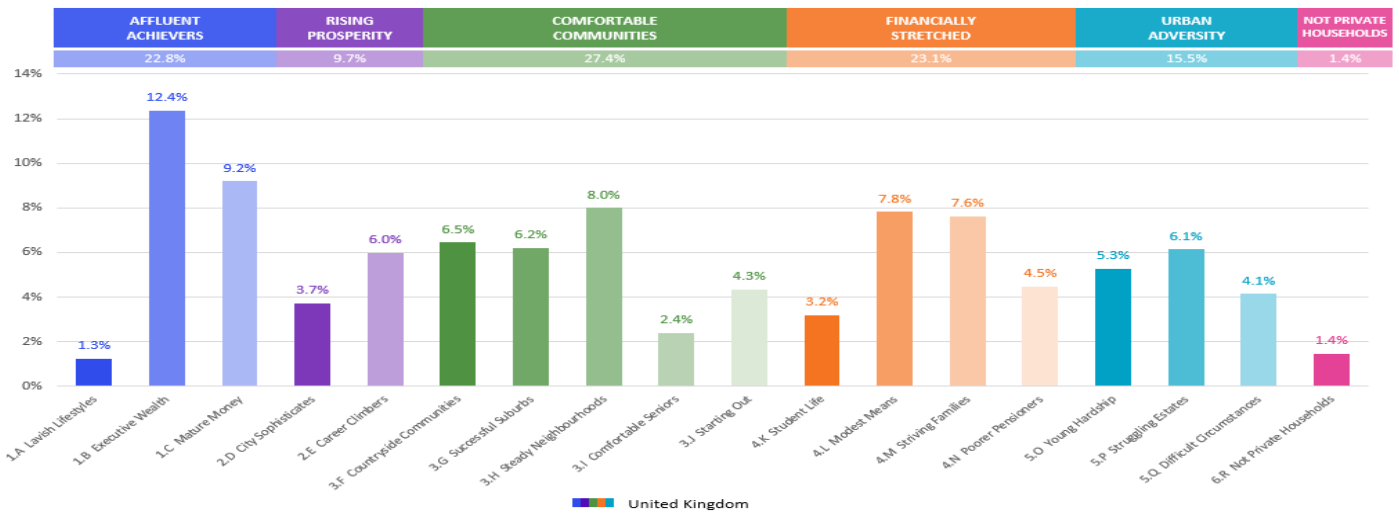
House tenure: Owned outright

Number of beds: 4+

Acorn Groups within Category 1: Affluent Achievers

- A. Lavish Lifestyles: 6%
- B. Executive Wealth: 54%
- C. Mature Money: 40%

These are some of the most financially successful people in the UK. They live in affluent, high status areas of the country. They are healthy, wealthy and confident consumers.

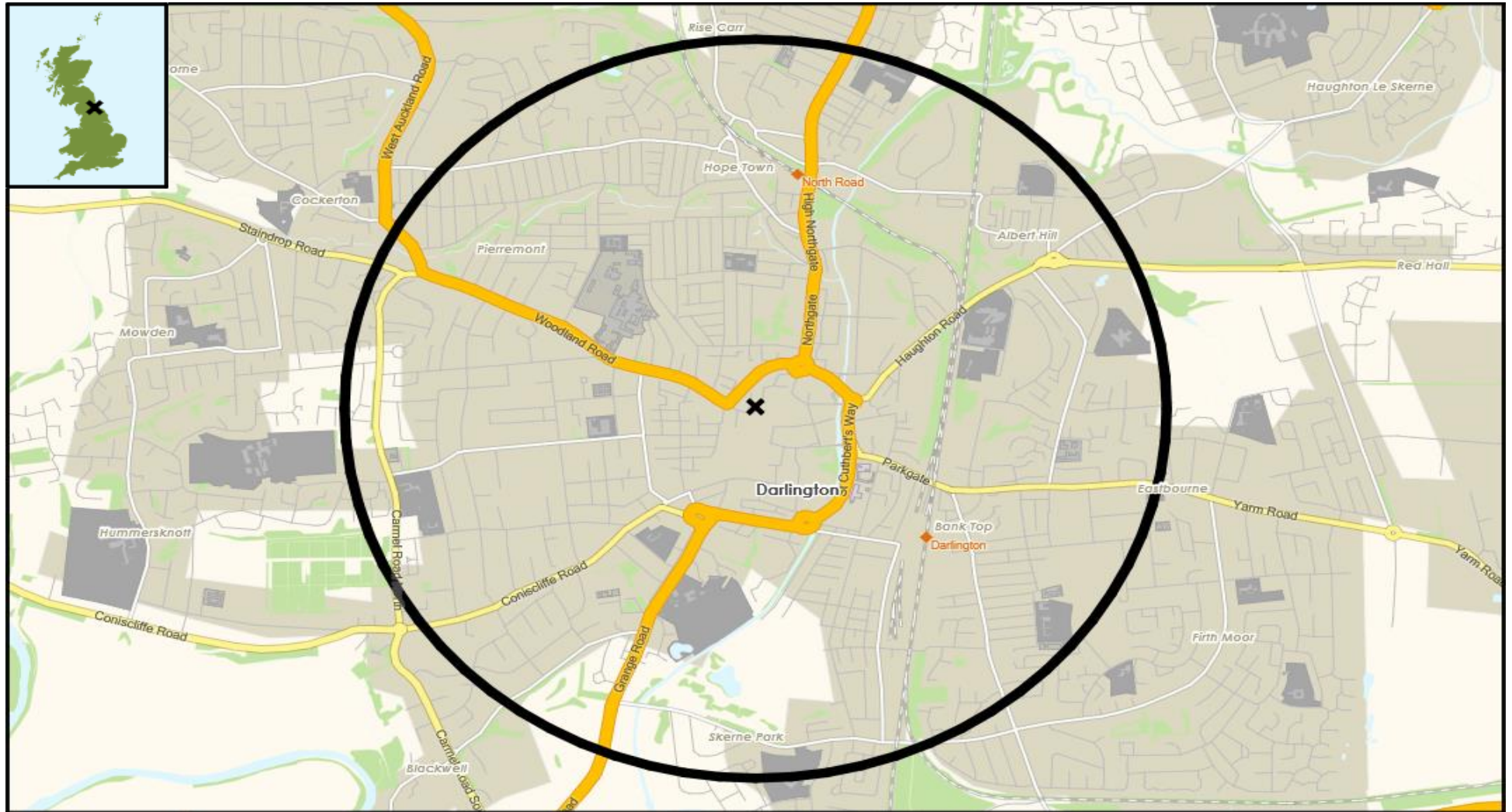


MAP OF AREA

© 2024 CACI Limited and all other applicable third party notices can be found at www.caci.co.uk/copyrightnotices.pdf

Source: OS Open Data 2018

Area: P04343_Rosies Tavern, Darlington, DL3 7LB (1 Mile contour)



POPULATION PROJECTIONS

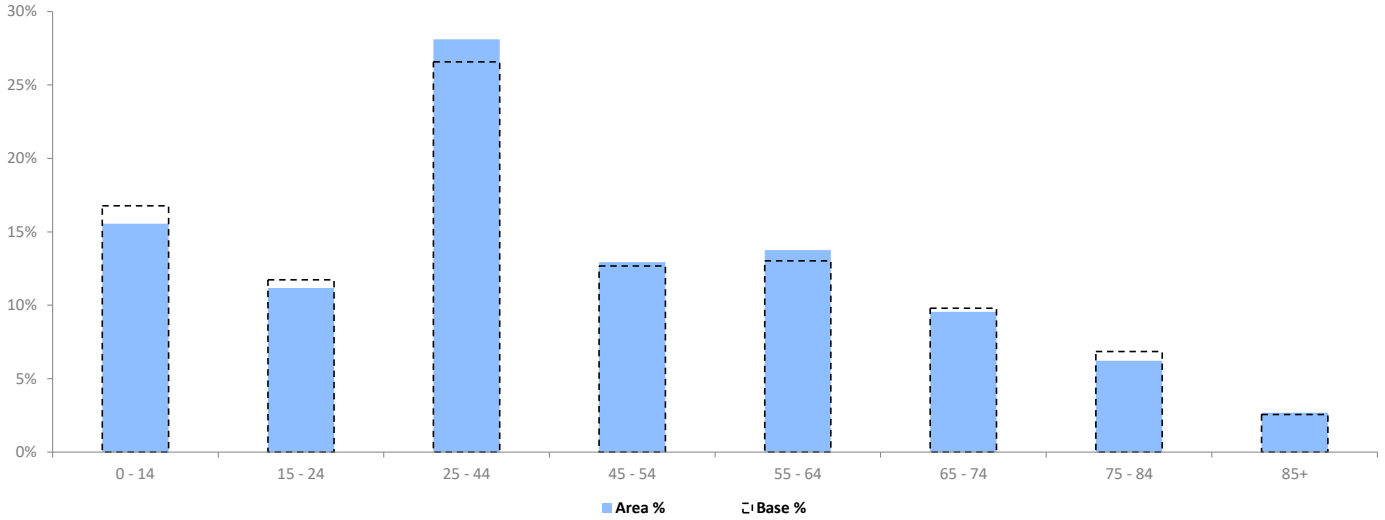
© 2024 CACI Limited and all other applicable third party notices (Population Estimates and Projections) can be found at www.caci.co.uk/copyrightnotices.pdf

Area: P04343_Rosies Tavern, Darlington, DL3 7LB (1 Mile contour)

Base: Great Britain

Year: 2023

	Area Profile	Area %	Base %	Index av=100	0	100	200
0 - 14	5,615	15.6	16.8	93			
15 - 24	4,034	11.2	11.7	95			
25 - 44	10,144	28.1	26.6	106			
45 - 54	4,667	12.9	12.7	102			
55 - 64	4,962	13.7	13.0	106			
65 - 74	3,449	9.6	9.8	97			
75 - 84	2,248	6.2	6.9	91			
85+	970	2.7	2.6	105			
Total population	36,089						



EXPENDITURE

© 2024 CACI Limited and all other applicable third party notices (COICOP Expenditure) can be found at www.caci.co.uk/copyrightnotices.pdf

Area: P04343_Rosies Tavern, Darlington, DL3 7LB (1 Mile contour)
 Base: Great Britain
 Year: 2023

EXPENDITURE ESTIMATES PER WEEK

	Area Spend	Area spend per hhs	Base spend per hhs	Index av=100	0	100	200
COICOP Categories							
1. Food & non-alcoholic beverages	£958,574	£56.68	£66.95	85			
2. Alcoholic beverages, tobacco and narcotics	£441,342	£26.09	£28.12	93			
3. Clothing & Footwear	£322,565	£19.07	£22.40	85			
4. Housing, water, electricity, gas and other fuels	£1,332,395	£78.78	£107.19	73			
5. Furnishings, equipment and routine maintenance	£536,082	£31.70	£36.85	86			
6. Health	£146,289	£8.65	£13.48	64			
7. Transport	£1,798,876	£106.36	£134.74	79			
8. Communication	£221,729	£13.11	£15.74	83			
9. Recreation & Culture	£837,575	£49.52	£64.16	77			
10. Education	£150,873	£8.92	£22.26	40			
11. Restaurants & Hotels	£913,985	£54.04	£67.11	81			
12. Miscellaneous goods and services	£1,370,968	£81.06	£109.86	74			
Total Expenditure	£9,031,252	£533.98	£688.85	78			

Expenditure calculated for RF Centres includes weighted residential, worker and tourist spend; for RF catchments it includes weighted residential spend only. For all other catchments it includes residential, online and domestic tourist spend (all spend originating from these areas).

The figures are calculated from data from the Living Costs and Family (LCF) survey conducted by the Office for National Statistics. The analyses in this report are carried out by CACI and those who carried out the original collection and analysis of the data bear no responsibility for their further analysis or interpretation. The spend figures are based on current prices for the year stated at the top of the report. The Classification of Individual Consumption by Purpose (COICOP) is published by the UN Statistics Division to provide an international standard for the reporting of expenditure. Totals are controlled to national figures supplied by ONS Consumer Trends.