

CGA LICENCED PREMISES

© 2024 CACI Limited and all other applicable third party notices (CGA) can be found at www.caci.co.uk/copyrightnotices.pdf

Area: P03637_Millwood, Glasgow, G41 3YT (1 Mile)
 Base: Great Britain
 Year: 2023

Licence Type	Profile	Per 1000 Pop (Area)	Per 1000 Pop (Base)	Index	0	100	200
Pubs & Full On	33	73.5	81.7	90			
Proprietary Club	4	8.9	7.3	122			
Registered Club	15	33.4	28.2	119			
Restaurant	22	49.0	32.1	153			
Residential	0	0.0	2.7	0			

Name	Description	License Type	Owner Name	Postcode
Rum Shack	Independent Free	Pubs & Full On	Independent Free	G 41 2AB
Stag And Thistle	Independent Free	Pubs & Full On	Independent Free	G 41 2AE
Regent Bar	Rosemount Taverns	Pubs & Full On	Rosemount Taverns	G 41 2AE
Zinfandel	Greene King	Pubs & Full On	Greene King	G 41 2AJ
Bungo	*Other Small Retail Groups	Pubs & Full On	*Other Small Retail Groups	G 41 2AL
Titwood Bar	Admiral Taverns Ltd	Pubs & Full On	Admiral Taverns Ltd	G 41 2AN
New Anand	Independent Free	Restaurant	Independent Free	G 41 2AN
Sweeneys On The Park	Independent Free	Pubs & Full On	Independent Free	G 41 2ET
Camphill Bowling Club	Independent Free	Registered Club	Independent Free	G 41 2QR
Shed	*Other Small Retail Groups	Proprietary Club	*Other Small Retail Groups	G 41 2QS
Granary	Mitchells & Butlers	Pubs & Full On	Mitchells & Butlers	G 41 3NH
Shawland Bowling Club	Independent Free	Registered Club	Independent Free	G 41 3QP
Corona	Greene King	Pubs & Full On	Greene King	G 41 3YF
Georgic Bar	Greene King	Pubs & Full On	Greene King	G 41 3YG
Himalyan Dine	Independent Free	Restaurant	Independent Free	G 41 3YR
Finlays Bar	Admiral Taverns Ltd	Pubs & Full On	Admiral Taverns Ltd	G 41 3YT
Clydesdale Cricket Club	Independent Free	Registered Club	Independent Free	G 41 4LA
Titwood Bowling Club	Independent Free	Registered Club	Independent Free	G 41 4PS
Queens Park Cafe	Admiral Taverns Ltd	Pubs & Full On	Admiral Taverns Ltd	G 42 8BG
Queens Park Bowling & Tennis Club	Independent Free	Registered Club	Independent Free	G 42 8DA
Bell Jar	Independent Free	Pubs & Full On	Independent Free	G 42 8EB
Mcneills	Independent Free	Pubs & Full On	Independent Free	G 42 8PH
Wellcroft Bowling Club	Independent Free	Registered Club	Independent Free	G 42 8QR
La Bussola	Independent Free	Restaurant	Independent Free	G 42 8RW
Victoria Bar	Admiral Taverns Ltd	Pubs & Full On	Admiral Taverns Ltd	G 42 8YS
Alishan Tandoori	Independent Free	Restaurant	Independent Free	G 42 9HU
Glasgow Indoor Bowling Club	Independent Free	Registered Club	Independent Free	G 42 9LQ
Ball Room	Corte Leisure Limited	Proprietary Club	Corte Leisure Limited	G 42 9RA
Weir Bowling Club	Independent Free	Registered Club	Independent Free	G 43 2HA
Burrell Museum	Independent Free	Restaurant	Independent Free	G 43 1AT
Pollokshaws Bowl Club	Independent Free	Registered Club	Independent Free	G 43 1AT
Pollok Cricket Club	Independent Free	Registered Club	Independent Free	G 43 1AT
Pollok Golf Club	Independent Free	Registered Club	Independent Free	G 43 1BG
Shawsbank Social Club	Independent Free	Registered Club	Independent Free	G 43 1QQ
Eala Bhan	Star Pubs & Bars	Pubs & Full On	Star Pubs & Bars	G 43 1RF
Old Stag Inn	Independent Free	Pubs & Full On	Independent Free	G 43 1SN
Quaich Bar	Greene King	Pubs & Full On	Greene King	G 43 1UF
Newlands Lawn Tennis Club	Independent Free	Registered Club	Independent Free	G 43 2PE
Newlands Bowling Club	Independent Free	Registered Club	Independent Free	G 43 2QQ
Pollok Football Social Club	Independent Free	Registered Club	Independent Free	G 43 2JB
Allison Arms	Unknown	Pubs & Full On	Unknown	G 41 2AD
Heragthy	Independent Free	Pubs & Full On	Independent Free	G 41 2AD
James Tassie	Stonegate Pub Company	Pubs & Full On	Stonegate Pub Company	G 41 3YR
Church On The Hill	Signature Pubs Ltd	Pubs & Full On	Signature Pubs Ltd	G 41 3DJ
Armstrongs	Greene King	Pubs & Full On	Greene King	G 42 9JT
Brodies	Independent Free	Pubs & Full On	Independent Free	G 41 2AX
Ivory Hotel	Independent Free	Pubs & Full On	Independent Free	G 41 3AY
Goals	Goals Soccer Centres	Proprietary Club	Goals Soccer Centres	G 41 2HA
G41 Bar	Admiral Taverns Ltd	Pubs & Full On	Admiral Taverns Ltd	G 41 3YR
Oro	Independent Free	Restaurant	Independent Free	G 41 3YR
Battlefield	Independent Free	Restaurant	Independent Free	G 42 9JL
Reardons Snooker	Independent Free	Proprietary Club	Independent Free	G 41 3EB
Linen 1906	Independent Free	Pubs & Full On	Independent Free	G 41 2HG

CGA LICENCED PREMISES

© 2024 CACI Limited and all other applicable third party notices (CGA) can be found at www.caci.co.uk/copyrightnotices.pdf

Area: P03637_Millwood, Glasgow, G41 3YT (1 Mile)
 Base: Great Britain
 Year: 2023

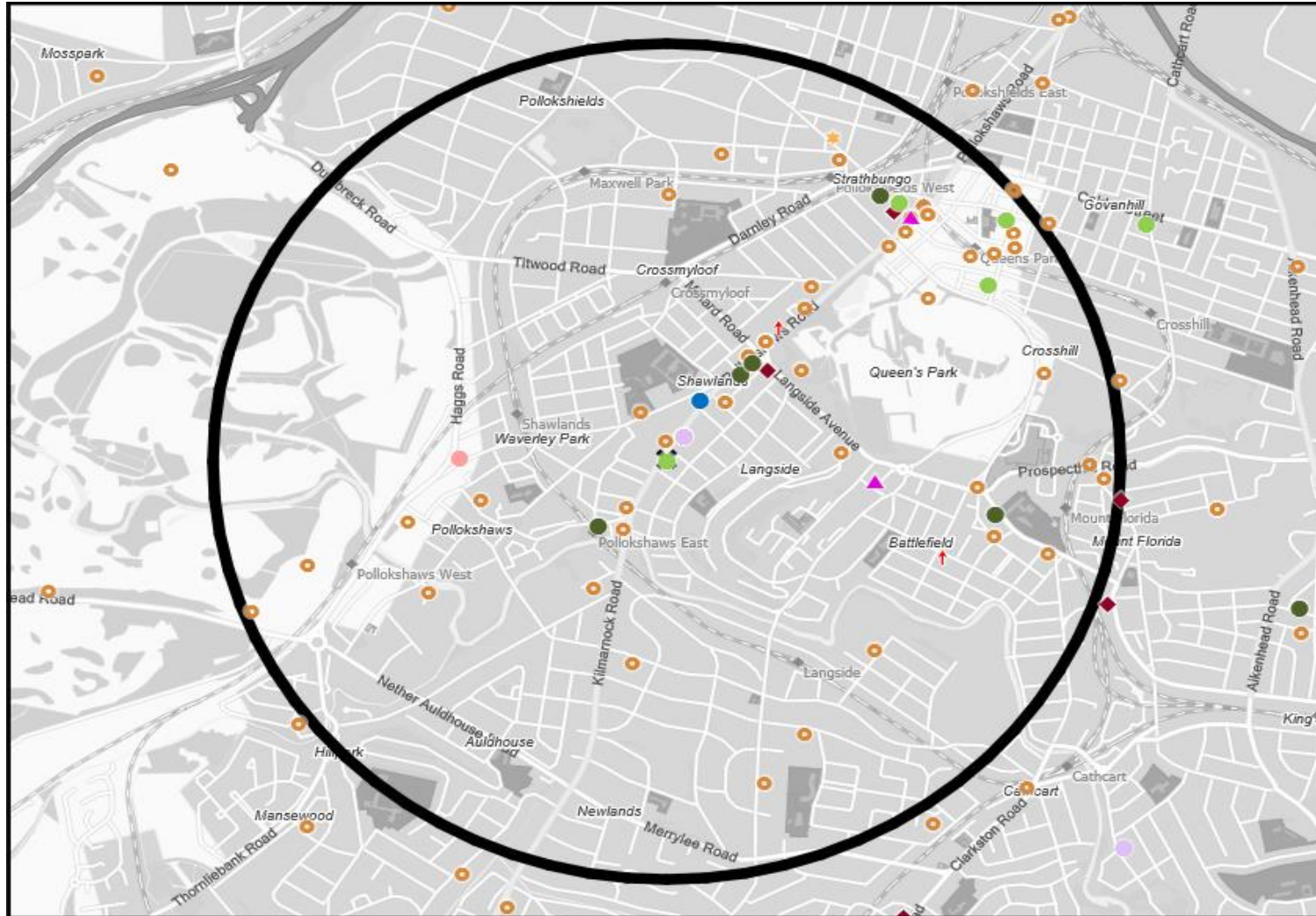
Licence Type	Profile	Per 1000 Pop (Area)	Per 1000 Pop (Base)	Index	0	100	200
Pubs & Full On	33	73.5	81.7	90			
Proprietary Club	4	8.9	7.3	122			
Registered Club	15	33.4	28.2	119			
Restaurant	22	49.0	32.1	153			
Residential	0	0.0	2.7	0			

Name	Description	License Type	Owner Name	Postcode
Indian On Skirving	Independent Free	Restaurant	Independent Free	G 41 3AB
Buongiorno	Independent Free	Restaurant	Independent Free	G 41 2HG
Glad Cafe C.I.C	Independent Free	Pubs & Full On	Independent Free	G 41 2HG
Moyra Janes	Independent Free	Restaurant	Independent Free	G 41 4LU
Sapori D'italia	Independent Free	Restaurant	Independent Free	G 42 9XJ
Phillies Of Shawlands	Independent Free	Pubs & Full On	Independent Free	G 41 3NN
Tinto Tapas	Tinto Tapas	Restaurant	Tinto Tapas	G 42 9JT
Salt And Vinegar	Independent Free	Restaurant	Independent Free	G 41 3EB
Pollokshaws Burgh Hall	Independent Free	Pubs & Full On	Independent Free	G 43 1NE
Trevi Ristorante	Independent Free	Restaurant	Independent Free	G 42 9JU
Loks Bar And Kitchen	Independent Free	Restaurant	Independent Free	G 43 2XU
Mcmillan	Independent Free	Restaurant	Independent Free	G 41 2DD
Deli Zola	Independent Free	Pubs & Full On	Independent Free	G 41 3AB
Dapper Mongoose	Independent Free	Restaurant	Independent Free	G 43 1TT
Six By Nico	Nico Simeone Ltd	Restaurant	Nico Simeone Ltd	G 41 5RB
Kilmurry & Co	Independent Free	Pubs & Full On	Independent Free	G 43 1TY
Halloumi South Side	Independent Free	Restaurant	Independent Free	G 41 2AB
Seven 21	Independent Free	Pubs & Full On	Independent Free	G 41 2AA
Salt & Chillli Oriental	Independent Free	Restaurant	Independent Free	G 41 3YR
Skips Seafood Bar & Grill	Tinto Tapas	Restaurant	Tinto Tapas	G 42 9JT
Chickaros	Independent Free	Restaurant	Independent Free	G 42 8YJ

MAP OF AREA

© 2024 CACI Limited and all other applicable third party notices (CGA) can be found at www.caci.co.uk/copyrightnotices.pdf
 Source: OS Open Data 2018

Area: P03637_Millwood, Glasgow, G41 3YT (1 Mile contour)



KEY

- Large pub co's & bars
 - Admiral Taverns Ltd
 - Ei Group
 - Greene King
 - Marston's
 - Mitchells & Butlers
 - Punch Pub Company
 - Stonegate Pub Company
 - Star Pubs & Bars
 - Wetherspoon
 - Whitbread
 - Shepherd Neame
- Small to medium pub co's & bars
- Family Brewers with pubs
- Hotels
- Restaurants
- Leisure
- Independent
- Other
- Site Location
- Boundary

ACORN CATEGORY PROFILE - HOUSEHOLDS

© 2024 CACI Limited and all other applicable third party notices (Acorn) can be found at www.caci.co.uk/copyrightnotices.pdf

Area: P03637_Millwood, Glasgow, G41 3YT (1 Mile contour)
Base: Great Britain
Year: 2023

Acorn Category Description	Area Profile	% for Area	% for Base	Index 0	100	200
1 Affluent Achievers	3,417	15.1	22.1	68		
2 Rising Prosperity	9,614	42.5	10.2	417		
3 Comfortable Communities	1,213	5.4	26.5	20		
4 Financially Stretched	5,512	24.4	23.7	103		
5 Urban Adversity	2,821	12.5	17.2	73		
6 Not Private Households	40	0.2	0.3	51		
Total households	22,617					



- 1 Affluent Achievers
- 2 Rising Prosperity
- 3 Comfortable Communities
- 4 Financially Stretched
- 5 Urban Adversity
- 6 Not Private Households

Graph

Acorn Category Pen Portrait

5 Urban Adversity

Age range
25-34

Financial situation
Running into debt Saving a lot

Children at home
3+

8.4M UK Adults **15.9%** of UK

House type
Flat or terraced

House tenure
Social renting

Number of beds
1-2

This category contains the most deprived areas of towns and cities across the UK. Household incomes are low, nearly always below the national average.

Acorn Groups within Category 5: Urban Adversity

- O Young Hardship 32%
- P Struggling Estates 41%
- Q Difficult Circumstances 27%

ACORN GROUP PROFILE - HOUSEHOLDS

© 2024 CACI Limited and all other applicable third party notices (Acorn) can be found at www.caci.co.uk/copyrightnotices.pdf

Area: P03637_Millwood, Glasgow, G41 3YT (1 Mile contour)
Base: Great Britain
Year: 2023

Acorn Group Description	Area Profile	% for Area	% for Base	Index 0	100	200
1. Affluent Achievers						
1.A Lavish Lifestyles	504	2.2	1.1	203	[Bar chart]	
1.B Executive Wealth	2,158	9.5	11.3	84	[Bar chart]	
1.C Mature Money	755	3.3	9.6	35	[Bar chart]	
2. Rising Prosperity						
2.D City Sophisticates	912	4.0	3.8	106	[Bar chart]	
2.E Career Climbers	8,702	38.5	6.4	604	[Bar chart]	
3. Comfortable Communities						
3.F Countryside Communities	0	0.0	5.7	0	[Bar chart]	
3.G Successful Suburbs	249	1.1	6.0	18	[Bar chart]	
3.H Steady Neighbourhoods	592	2.6	7.4	35	[Bar chart]	
3.I Comfortable Seniors	88	0.4	2.9	14	[Bar chart]	
3.J Starting Out	284	1.3	4.6	28	[Bar chart]	
4. Financially Stretched						
4.K Student Life	4,082	18.0	2.5	720	[Bar chart]	
4.L Modest Means	513	2.3	8.0	28	[Bar chart]	
4.M Striving Families	90	0.4	7.4	5	[Bar chart]	
4.N Poorer Pensioners	827	3.7	5.8	63	[Bar chart]	
5. Urban Adversity						
5.O Young Hardship	1,629	7.2	6.3	115	[Bar chart]	
5.P Struggling Estates	10	0.0	5.7	1	[Bar chart]	
5.Q Difficult Circumstances	1,182	5.2	5.2	100	[Bar chart]	
6. Not Private Households						
6.R Not Private Households	40	0.2	0.3	51	[Bar chart]	
Total households	22,617					

Acorn Group Pen Portrait

5 P Struggling Estates
3.4M UK Adults
6.5% of UK

Large, low income families surviving with benefits. These are low income families living on traditional urban estates where most will rent their homes from the council or housing association.

CORE DEMOGRAPHICS

Age range: **18-34**
 Children at home: **3+**
 House tenure: **Social renting**
 Family structure: **Single parent**
 Number of beds: **3**
 House type: **Terraced**

BRANDS

SHOPPING: JD, claire's, SPORTS DIRECT.com, Iceland

LEISURE: McDonald's, KFC, GREGGS

WEBSITES: HUNGRY HORSE, very, JUST EAT, sky sports

DIGITAL ATTITUDES

I worry about online security: **56%** (UK average: 53%)

Shopping online makes my life easier: **61%** (UK average: 62%)

I love the ease of using chat bots to get answers: **29%** (UK average: 28%)

TOP BEHAVIOURS

Watching TV / videos on YouTube

Love to buy new gadgets and appliances

Posts ratings / reviews online

FINANCIAL PROFILE

Household income: UK **£28k** (Average: £40k), London **£32k** (Average: £46k)

% Disposable income: UK **30%** (Average: 43%), London **28%** (Average: 29%)

Financial situation: **Running into debt** to **Saving a lot**

Legend: A, B, C, D, E, F, G, H, I, J, K, L, M, N, O, P, Q, R, S

CATEGORY	GROUP	TYPE	MAP	WHAT IS ACORN?
----------	-------	------	-----	----------------

ACORN TYPE PROFILE - HOUSEHOLDS

© 2024 CACI Limited and all other applicable third party notices (Acorn) can be found at www.caci.co.uk/copyrightnotices.pdf

Area: P03637_Millwood, Glasgow, G41 3YT (1 Mile contour)
 Base: Great Britain
 Year: 2023

Sort by: Corn Structure
 Index
 Profile %

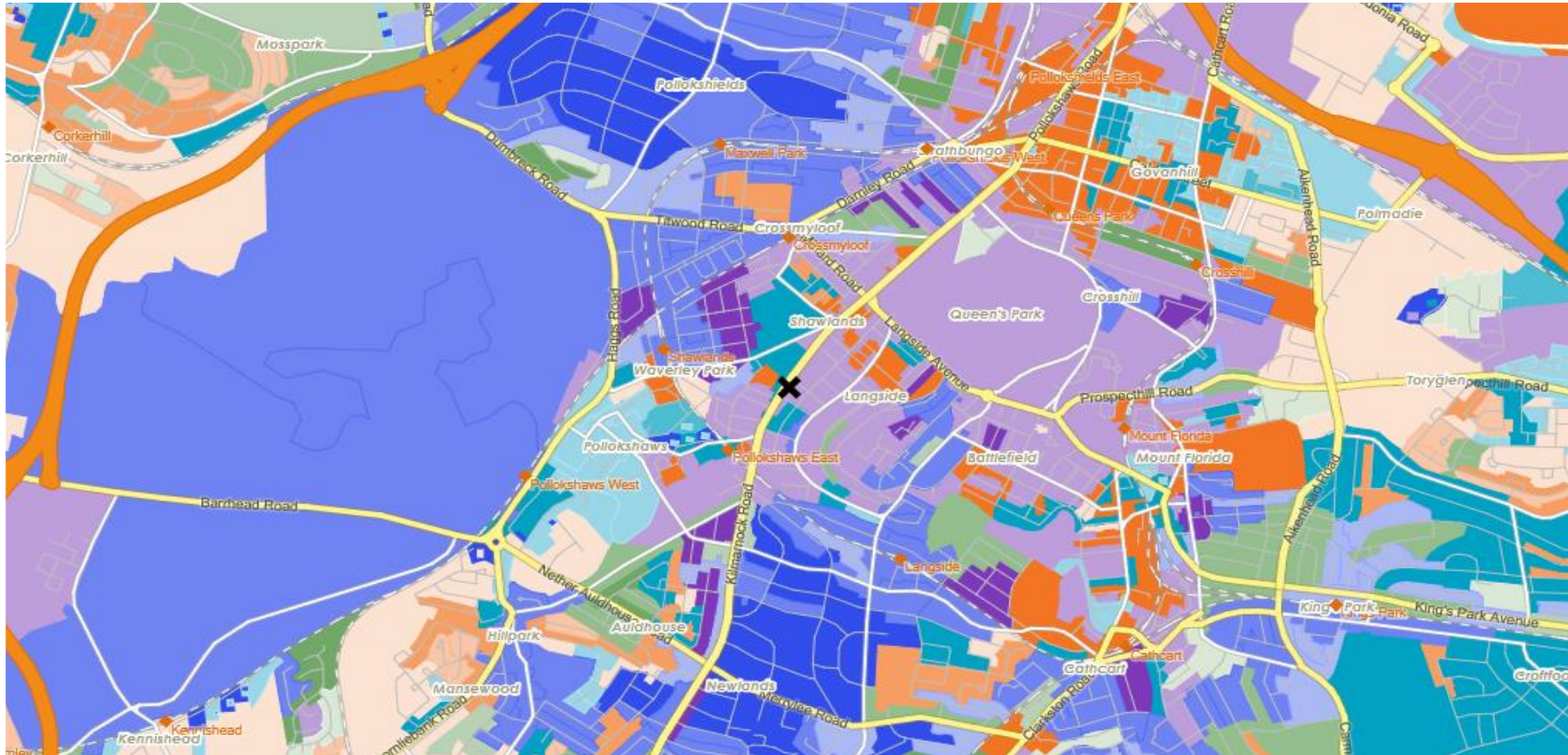
Acorn Type Description	Area Profile	% for Area	% for Base	Index	0	100	200
1. Affluent Achievers							
1.A Lavish Lifestyles							
1.A.1 Exclusive enclaves	0	0.0	0.1	0			
1.A.2 Metropolitan money	22	0.1	0.1	70			
1.A.3 Large house luxury	482	2.1	0.9	249			
1.B Executive Wealth							
1.B.4 Asset rich families	72	0.3	2.6	12			
1.B.5 Wealthy countryside commuters	0	0.0	2.5	0			
1.B.6 Financially comfortable families	84	0.4	2.2	17			
1.B.7 Affluent professionals	1,449	6.4	0.9	751			
1.B.8 Prosperous suburban families	469	2.1	1.5	135			
1.B.9 Well-off edge of towners	84	0.4	1.6	23			
1.C Mature Money							
1.C.10 Better-off villagers	1	0.0	3.1	0			
1.C.11 Settled suburbia, older people	78	0.3	2.8	12			
1.C.12 Retired and empty nesters	0	0.0	2.5	0			
1.C.13 Upmarket downsizers	676	3.0	1.3	231			
2. Rising Prosperity							
2.D City Sophisticates							
2.D.14 Townhouse cosmopolitans	726	3.2	0.7	458			
2.D.15 Younger professionals in smaller flats	101	0.4	1.5	31			
2.D.16 Metropolitan professionals	0	0.0	0.7	0			
2.D.17 Socialising young renters	85	0.4	1.0	39			
2.E Career Climbers							
2.E.18 Career driven young families	7	0.0	2.0	2			
2.E.19 First time buyers in small, modern homes	8,356	36.9	3.4	1,089			
2.E.20 Mixed metropolitan areas	339	1.5	1.0	149			
3. Comfortable Communities							
3.F Countryside Communities							
3.F.21 Farms and cottages	0	0.0	1.5	0			
3.F.22 Older couples and families in rural areas	0	0.0	1.0	0			
3.F.23 Owner occupiers in small towns and villages	0	0.0	3.2	0			
3.G Successful Suburbs							
3.G.24 Comfortably-off families in modern housing	5	0.0	2.7	1			
3.G.25 Larger family homes, multi-ethnic areas	174	0.8	0.8	92			
3.G.26 Semi-professional families, owner occupied neighbourhoods	70	0.3	2.4	13			
3.H Steady Neighbourhoods							
3.H.27 Suburban semis, conventional attitudes	0	0.0	3.5	0			
3.H.28 Owner occupied terraces, average income	592	2.6	1.6	163			
3.H.29 Established suburbs, older families	0	0.0	2.3	0			
3.I Comfortable Seniors							
3.I.30 Older people, neat and tidy neighbourhoods	0	0.0	2.4	0			
3.I.31 Elderly singles in purpose-built accommodation	88	0.4	0.5	80			
3.J Starting Out							
3.J.32 Educated families in terraces, young children	228	1.0	2.2	47			
3.J.33 Smaller houses and starter homes	56	0.2	2.4	10			
4. Financially Stretched							
4.K Student Life							
4.K.34 Student flats and halls of residence	0	0.0	0.3	0			
4.K.35 Term-time terraces	0	0.0	0.2	0			
4.K.36 Educated young people in flats and tenements	4,082	18.0	1.9	938			
4.L Modest Means							
4.L.37 Low cost flats in suburban areas	343	1.5	1.4	105			
4.L.38 Semi-skilled workers in traditional neighbourhoods	31	0.1	2.6	5			
4.L.39 Fading owner occupied terraces	139	0.6	2.9	21			
4.L.40 High occupancy terraces, culturally diverse family areas	0	0.0	1.0	0			
4.M Striving Families							
4.M.41 Labouring semi-rural estates	0	0.0	1.6	0			
4.M.42 Struggling young families in post-war terraces	19	0.1	1.6	5			
4.M.43 Families in right-to-buy estates	11	0.0	2.0	2			
4.M.44 Post-war estates, limited means	60	0.3	2.2	12			
4.N Poorer Pensioners							
4.N.45 Pensioners in social housing, semis and terraces	0	0.0	0.8	0			
4.N.46 Elderly people in social rented flats	342	1.5	1.0	147			
4.N.47 Low income older people in smaller semis	38	0.2	2.2	8			
4.N.48 Pensioners and singles in social rented flats	447	2.0	1.7	116			
5. Urban Adversity							
5.O Young Hardship							
5.O.49 Young families in low cost private flats	1,594	7.0	2.2	322			
5.O.50 Struggling younger people in mixed tenure	35	0.2	1.8	9			
5.O.51 Young people in small, low cost terraces	0	0.0	2.3	0			
5.P Struggling Estates							
5.P.52 Poorer families, many children, terraced housing	0	0.0	1.6	0			
5.P.53 Low income terraces	10	0.0	0.8	5			
5.P.54 Multi-ethnic, purpose-built estates	0	0.0	1.0	0			
5.P.55 Deprived and ethnically diverse in flats	0	0.0	0.7	0			
5.P.56 Low income large families in social rented semis	0	0.0	1.6	0			
5.Q Difficult Circumstances							
5.Q.57 Social rented flats, families and single parents	27	0.1	1.5	8			
5.Q.58 Singles and young families, some receiving benefits	0	0.0	1.8	0			
5.Q.59 Deprived areas and high-rise flats	1,155	5.1	2.0	259			
6. Not Private Households							
6.R Not Private Households							
6.R.60 Active communal population	9	0.0	0.1	67			
6.R.61 Inactive communal population	31	0.1	0.3	48			
6.R.62 Business areas without resident population	0	0	0	0			
Total households	22,617						

DOMINANT ACORN GROUP - HOUSEHOLDS

© 2024 CACI Limited and all other applicable third party notices (Acorn) can be found at www.caci.co.uk/copyrightnotices.pdf

Source: OS Open Data 2018

Area: P03637_Millwood, Glasgow, G41 3YT (1 Mile contour)



- Dominant Acorn Category
- % Affluent Achievers
- % Rising Prosperity
- % Comfortable Communities
- % Financially Stretched
- % Urban Adversity
- Dominant Acorn Group

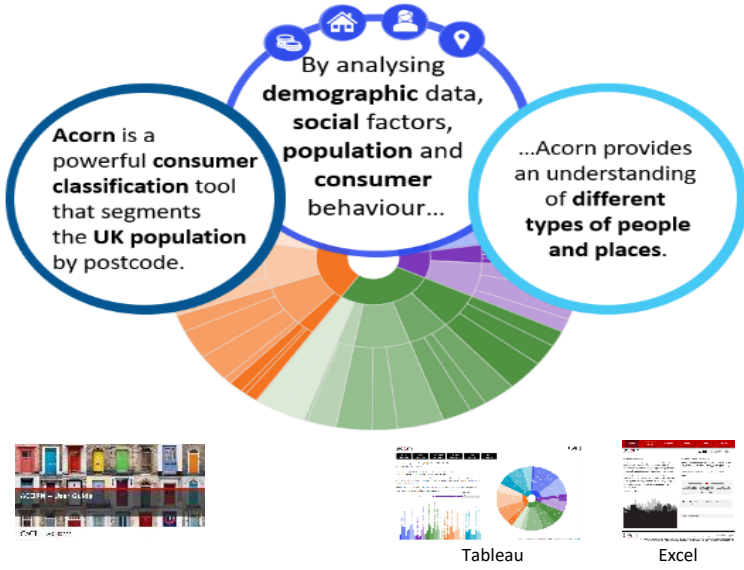
Acorn Groups

- 1.A Lavish Lifestyles
- 1.B Executive Wealth
- 1.C Mature Money
- 2.D City Sophisticates
- 2.E Career Climbers
- 3.F Countryside Communities
- 3.G Successful Suburbs
- 3.H Steady Neighbourhoods
- 3.I Comfortable Seniors
- 3.J Starting Out
- 4.K Student Life
- 4.L Modest Means
- 4.M Striving Families
- 4.N Poorer Pensioners
- 5.O Young Hardship
- 5.P Struggling Estates
- 5.Q Difficult Circumstances
- 6.R Not Private Households

Area boundary

ACORN - WHAT IS IT?

© 2024 CACI Limited and all other applicable third party notices (Acorn) can be found at www.caci.co.uk/copyrightnotices.pdf



6 CATEGORIES 18 GROUPS 62 TYPES

1. Affluent Achievers	A. Lavish Lifestyles	1-3
	B. Executive Wealth	4-9
	C. Mature Money	10-13
2. Rising Prosperity	D. City Sophisticates	14-17
	E. Career Climbers	18-20
	F. Countryside Communities	21-23
	G. Successful Suburbs	24-26
	H. Steady Neighbourhoods	27-29
	I. Comfortable Seniors	30-31
	J. Starting Out	32-33
3. Comfortable Communities	K. Student Life	34-36
	L. Modest Means	37-40
	M. Striving Families	41-44
	N. Poorer Pensioners	45-48
4. Financially Stretched	O. Young Hardship	49-51
	P. Struggling Estates	52-56
	Q. Difficult Circumstances	57-59
5. Urban Adversity	R. Not Private Households	60-62
6. Not Private Households		

1 Affluent Achievers

Age range: **55+**

Financial situation: Running into debt ↔ Saving a lot

Children at home: **0**

House type: **Detached**

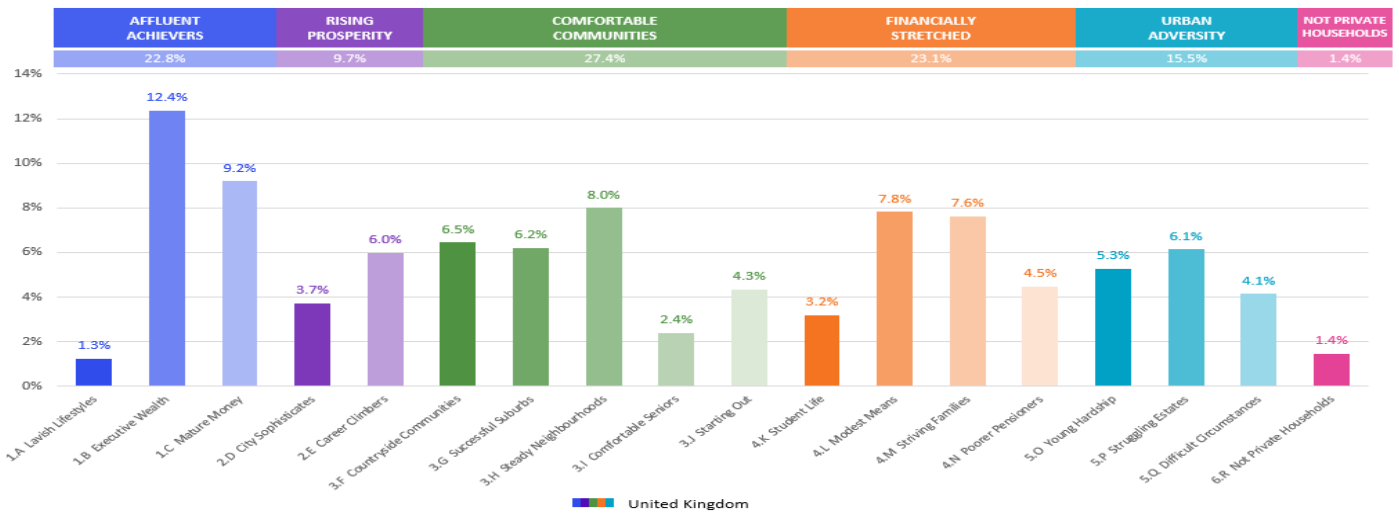
House tenure: **Owned outright**

Number of beds: **4+**

These are some of the most financially successful people in the UK. They live in affluent, high status areas of the country. They are healthy, wealthy and confident consumers.

Acorn Groups within Category 1: Affluent Achievers

- A. Lavish Lifestyles: 6%
- B. Executive Wealth: 54%
- C. Mature Money: 40%



MAP OF AREA

© 2024 CACI Limited and all other applicable third party notices can be found at www.caci.co.uk/copyrightnotices.pdf

Source: OS Open Data 2018

Area: P03637_Millwood, Glasgow, G41 3YT (1 Mile contour)

