

CGA LICENCED PREMISES

© 2024 CACI Limited and all other applicable third party notices (CGA) can be found at www.caci.co.uk/copyrightnotices.pdf

Area: P03976_Miners Arms, Workington, CA14 4E.
 Base: Great Britain
 Year: 2023

Licence Type	Profile	Per 1000 Pop (Area)	Per 1000 Pop (Base)	Index	0	100	200
Pubs & Full On	25	146.7	81.7	180			
Proprietary Club	4	23.5	7.3	322			
Registered Club	16	93.9	28.2	334			
Restaurant	3	17.6	32.1	55			
Residential	0	0.0	2.7	0			

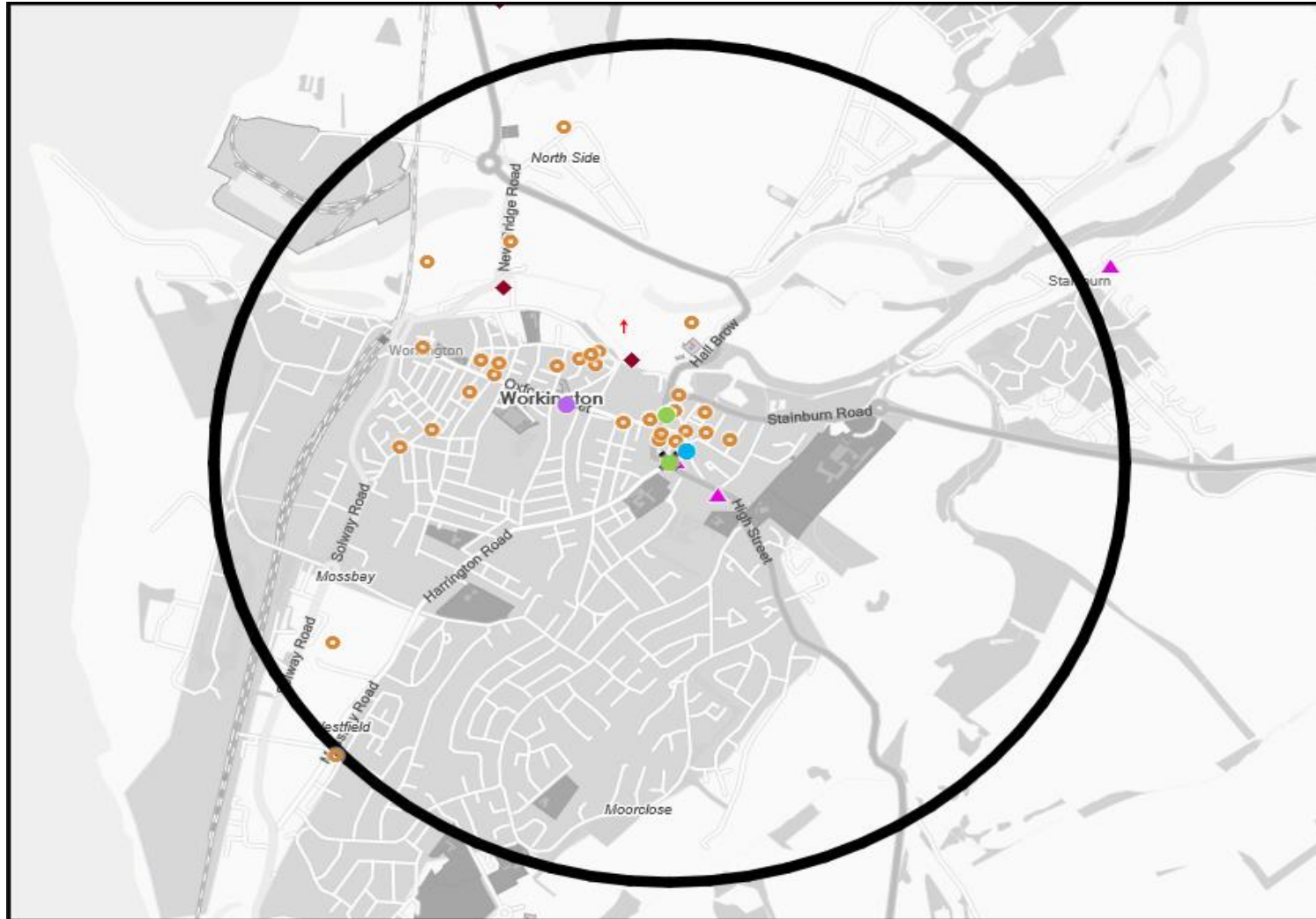
Name	Description	License Type	Owner Name	Postcode
Workington Reds Football Club	Independent Free	Registered Club	Independent Free	CA14 2DT
Carnegie Theatre & Arts Centre	Independent Free	Pubs & Full On	Independent Free	CA14 2BD
Vinnies Bar	Independent Free	Pubs & Full On	Independent Free	CA14 2BE
Trades Hall	Independent Free	Registered Club	Independent Free	CA14 2DP
Workington Cricket Club	Independent Free	Registered Club	Independent Free	CA14 2DT
Waverley Hotel	Independent Free	Pubs & Full On	Independent Free	CA14 2EN
Workington Railway Staff Club	Independent Free	Registered Club	Independent Free	CA14 2EX
Workington Masonic Club	Independent Free	Registered Club	Independent Free	CA14 2RT
Union Jack Club	Independent Free	Registered Club	Independent Free	CA14 2SH
Senhouse Street Working Mens Club	Independent Free	Registered Club	Independent Free	CA14 2SJ
Workington Working Mens Club	Independent Free	Registered Club	Independent Free	CA14 2UZ
Ship Inn	Admiral Taverns Ltd	Pubs & Full On	Admiral Taverns Ltd	CA14 3AW
Henry's Bar & Grill	Independent Free	Pubs & Full On	Independent Free	CA14 3AN
Washington Central Hotel	Independent Free	Pubs & Full On	Independent Free	CA14 3AY
Junction	Independent Free	Pubs & Full On	Independent Free	CA14 3AX
Bees Knees	Independent Free	Pubs & Full On	Independent Free	CA14 3AX
Royal British Legion Club	Independent Free	Registered Club	Independent Free	CA14 3AY
Workington Conservative Club	Independent Free	Registered Club	Independent Free	CA14 2BT
Workington Rugby Club	Independent Free	Registered Club	Independent Free	CA14 3XZ
Soul Suite	Independent Free	Pubs & Full On	Independent Free	CA14 4AX
Workington Bowling Club	Independent Free	Registered Club	Independent Free	CA14 3YH
Green Dragon Hotel	Independent Free	Pubs & Full On	Independent Free	CA14 4BJ
Workington Veterans Club	Independent Free	Registered Club	Independent Free	CA14 4BP
Hall Park Hotel	Independent Free	Pubs & Full On	Independent Free	CA14 4BX
Blue Bell Inn	Punch Pub Company	Pubs & Full On	Punch Pub Company	CA14 4DJ
Miners Arms	Admiral Taverns Ltd	Pubs & Full On	Admiral Taverns Ltd	CA14 4EJ
Grapes Inn	Trust Inns Limited	Pubs & Full On	Trust Inns Limited	CA14 4EL
Royal George	Trust Inns Limited	Pubs & Full On	Trust Inns Limited	CA14 4ER
Workington Rugby League Football Club	Independent Free	Proprietary Club	Independent Free	CA14 2HG
Leos	Independent Free	Pubs & Full On	Independent Free	CA14 4AZ
Jjs Club	Independent Free	Proprietary Club	Independent Free	CA14 2RZ
Opera Bingo	Graves Ltd	Proprietary Club	Graves Ltd	CA14 3BA
Mad Scientist	Independent Free	Pubs & Full On	Independent Free	CA14 3BW
Henry Bessemer	Wetherspoons GB	Pubs & Full On	Wetherspoons GB	CA14 2NA
Well	*Other Small Retail Groups	Pubs & Full On	*Other Small Retail Groups	CA14 3AW
Bar 32	Independent Free	Pubs & Full On	Independent Free	CA14 4AZ
Sleepwell Inn	Independent Free	Pubs & Full On	Independent Free	CA14 3AX
Eden	Independent Free	Pubs & Full On	Independent Free	CA14 2BB
Paduas	Independent Free	Pubs & Full On	Independent Free	CA14 3AH
Workington Cricket Club	Independent Free	Registered Club	Independent Free	CA14 3YH
Flavour	Independent Free	Restaurant	Independent Free	CA14 3AW
Northside Community Centre	Independent Free	Registered Club	Independent Free	CA14 1AX
Delicious	Independent Free	Restaurant	Independent Free	CA14 4AZ
Workington Playgoers	Independent Free	Registered Club	Independent Free	CA14 3AW
Gaslight Bar & Bistro	Independent Free	Pubs & Full On	Independent Free	CA14 4EF
Stanleys Steak House	Independent Free	Restaurant	Independent Free	CA14 3BW
Play Football	Play Football	Proprietary Club	Play Football	CA14 2DX
Travelodge	Dubai International Capital	Pubs & Full On	Dubai International Capital	CA14 2FB

MAP OF AREA

© 2024 CACI Limited and all other applicable third party notices (CGA) can be found at www.caci.co.uk/copyrightnotices.pdf

Source: OS Open Data 2018

Area: P03976_Miners Arms, Workington, CA14 4EJ (1 Mile contour)



KEY

- Large pub co's & bars
 - Admiral Taverns Ltd
 - Ei Group
 - Greene King
 - Marston's
 - Mitchells & Butlers
 - Punch Pub Company
 - Stonegate Pub Company
 - Star Pubs & Bars
 - Wetherspoon
 - Whitbread
 - Shepherd Neame
- Small to medium pub co's & bars
- Family Brewers with pubs
- Hotels
- Restaurants
- Leisure
- Independent
- Other
- Site Location
- Boundary

ACORN CATEGORY PROFILE - HOUSEHOLDS

© 2024 CACI Limited and all other applicable third party notices (Acorn) can be found at www.caci.co.uk/copyrightnotices.pdf

Area: P03976_Miners Arms, Workington, CA14 4EJ (1 Mile contour)
Base: Great Britain
Year: 2023

Acorn Category Description	Area Profile	% for Area	% for Base	Index 0	100	200
1 Affluent Achievers	401	4.9	22.1	22		
2 Rising Prosperity	52	0.6	10.2	6		
3 Comfortable Communities	1,634	20.1	26.5	76		
4 Financially Stretched	3,304	40.7	23.7	172		
5 Urban Adversity	2,667	32.9	17.2	191		
6 Not Private Households	52	0.6	0.3	186		
Total households	8,110					

Acorn Category Pen Portrait

6 Not Private Households
790k
1.5%

UK Adults of UK

60 Active communal population –
 Generally this is accommodation that may be unoccupied for part of the year, or where the people living in the accommodation regularly change. Other active communal accommodation might include hostels, children’s homes, refuges and local authority accommodation for travellers.

61 Inactive communal population –
 These people may be in communal establishments but unlikely to be active consumers. This includes care homes, hospitals, and other medical or nursing establishments where due to their health, the residents are unlikely to get out and about to function as regular consumers. It also includes prisons.

62 Business areas without resident population –
 These are postcodes where we believe there is no regular resident population. An example of this might be a business or industrial park.

These are postcodes where the bulk of the residents are not living in private households.

The category forms a single group, R: Not private households, which is sub-divided into three types:

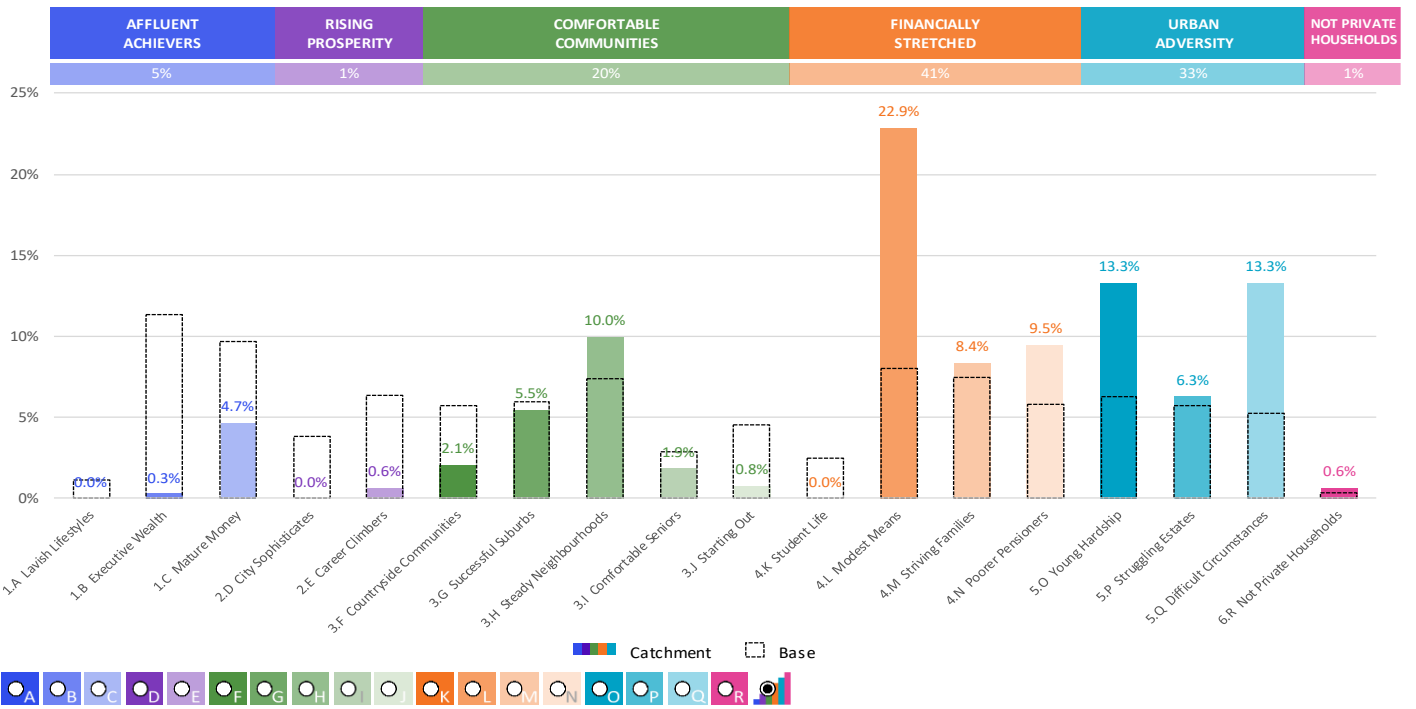
ACORN GROUP PROFILE - HOUSEHOLDS

© 2024 CACI Limited and all other applicable third party notices (Acorn) can be found at www.caci.co.uk/copyrightnotices.pdf

Area: P03976_Miners Arms, Workington, CA14 4EJ (1 Mile contour)
Base: Great Britain
Year: 2023

Acorn Group Description	Area Profile	% for Area	% for Base	Index	0	100	200
1. Affluent Achievers							
1.A Lavish Lifestyles	0	0.0	1.1	0			
1.B Executive Wealth	21	0.3	11.3	2			
1.C Mature Money	380	4.7	9.6	49			
2. Rising Prosperity							
2.D City Sophisticates	0	0.0	3.8	0			
2.E Career Climbers	52	0.6	6.4	10			
3. Comfortable Communities							
3.F Countryside Communities	168	2.1	5.7	36			
3.G Successful Suburbs	444	5.5	6.0	92			
3.H Steady Neighbourhoods	808	10.0	7.4	134			
3.I Comfortable Seniors	151	1.9	2.9	65			
3.J Starting Out	63	0.8	4.6	17			
4. Financially Stretched							
4.K Student Life	0	0.0	2.5	0			
4.L Modest Means	1,854	22.9	8.0	286			
4.M Striving Families	679	8.4	7.4	112			
4.N Poorer Pensioners	771	9.5	5.8	165			
5. Urban Adversity							
5.O Young Hardship	1,077	13.3	6.3	212			
5.P Struggling Estates	510	6.3	5.7	110			
5.Q Difficult Circumstances	1,080	13.3	5.2	254			
6. Not Private Households							
6.R Not Private Households	52	0.6	0.3	186			
Total households	8,110						

Acorn Group Graph



CATEGORY	GROUP	TYPE	MAP	WHAT IS ACORN?
----------	-------	------	-----	----------------

ACORN TYPE PROFILE - HOUSEHOLDS

© 2024 CACI Limited and all other applicable third party notices (Acorn) can be found at www.caci.co.uk/copyrightnotices.pdf

Area: P03976_Miners Arms, Workington, CA14 4EJ (1 Mile contour)
 Base: Great Britain
 Year: 2023

Sort by: Corn Structure
 Index
 Profile %

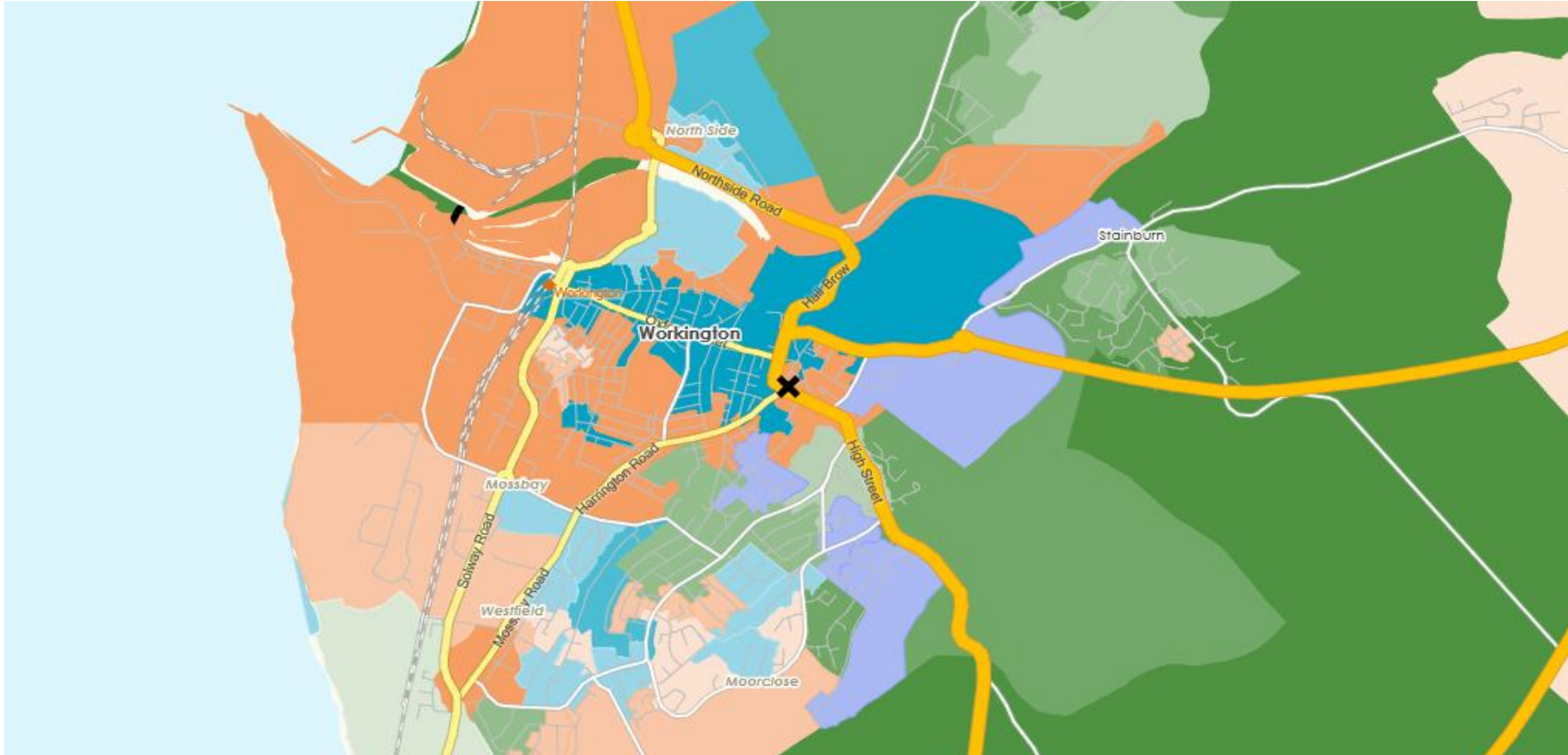
Acorn Type Description	Area Profile	% for Area	% for Base	Index	0	100	200
1. Affluent Achievers							
1.A Lavish Lifestyles							
1.A.1 Exclusive enclaves	0	0.0	0.1	0			
1.A.2 Metropolitan money	0	0.0	0.1	0			
1.A.3 Large house luxury	0	0.0	0.9	0			
1.B Executive Wealth							
1.B.4 Asset rich families	21	0.3	2.6	10			
1.B.5 Wealthy countryside commuters	0	0.0	2.5	0			
1.B.6 Financially comfortable families	0	0.0	2.2	0			
1.B.7 Affluent professionals	0	0.0	0.9	0			
1.B.8 Prosperous suburban families	0	0.0	1.5	0			
1.B.9 Well-off edge of towners	0	0.0	1.6	0			
1.C Mature Money							
1.C.10 Better-off villagers	45	0.6	3.1	18			
1.C.11 Settled suburbia, older people	188	2.3	2.8	82			
1.C.12 Retired and empty nesters	147	1.8	2.5	74			
1.C.13 Upmarket downsizers	0	0.0	1.3	0			
2. Rising Prosperity							
2.D City Sophisticates							
2.D.14 Townhouse cosmopolitans	0	0.0	0.7	0			
2.D.15 Younger professionals in smaller flats	0	0.0	1.5	0			
2.D.16 Metropolitan professionals	0	0.0	0.7	0			
2.D.17 Socialising young renters	0	0.0	1.0	0			
2.E Career Climbers							
2.E.18 Career driven young families	52	0.6	2.0	32			
2.E.19 First time buyers in small, modern homes	0	0.0	3.4	0			
2.E.20 Mixed metropolitan areas	0	0.0	1.0	0			
3. Comfortable Communities							
3.F Countryside Communities							
3.F.21 Farms and cottages	0	0.0	1.5	0			
3.F.22 Older couples and families in rural areas	0	0.0	1.0	0			
3.F.23 Owner occupiers in small towns and villages	168	2.1	3.2	65			
3.G Successful Suburbs							
3.G.24 Comfortably-off families in modern housing	442	5.5	2.7	202			
3.G.25 Larger family homes, multi-ethnic areas	0	0.0	0.8	0			
3.G.26 Semi-professional families, owner occupied neighbourhoods	2	0.0	2.4	1			
3.H Steady Neighbourhoods							
3.H.27 Suburban semis, conventional attitudes	613	7.6	3.5	218			
3.H.28 Owner occupied terraces, average income	3	0.0	1.6	2			
3.H.29 Established suburbs, older families	192	2.4	2.3	101			
3.I Comfortable Seniors							
3.I.30 Older people, neat and tidy neighbourhoods	151	1.9	2.4	79			
3.I.31 Elderly singles in purpose-built accommodation	0	0.0	0.5	0			
3.J Starting Out							
3.J.32 Educated families in terraces, young children	0	0.0	2.2	0			
3.J.33 Smaller houses and starter homes	63	0.8	2.4	32			
4. Financially Stretched							
4.K Student Life							
4.K.34 Student flats and halls of residence	0	0.0	0.3	0			
4.K.35 Term-time terraces	0	0.0	0.2	0			
4.K.36 Educated young people in flats and tenements	0	0.0	1.9	0			
4.L Modest Means							
4.L.37 Low cost flats in suburban areas	69	0.9	1.4	59			
4.L.38 Semi-skilled workers in traditional neighbourhoods	384	4.7	2.6	180			
4.L.39 Fading owner occupied terraces	1,401	17.3	2.9	592			
4.L.40 High occupancy terraces, culturally diverse family areas	0	0.0	1.0	0			
4.M Striving Families							
4.M.41 Labouring semi-rural estates	25	0.3	1.6	19			
4.M.42 Struggling young families in post-war terraces	1	0.0	1.6	1			
4.M.43 Families in right-to-buy estates	43	0.5	2.0	26			
4.M.44 Post-war estates, limited means	610	7.5	2.2	346			
4.N Poorer Pensioners							
4.N.45 Pensioners in social housing, semis and terraces	11	0.1	0.8	17			
4.N.46 Elderly people in social rented flats	38	0.5	1.0	45			
4.N.47 Low income older people in smaller semis	326	4.0	2.2	180			
4.N.48 Pensioners and singles in social rented flats	396	4.9	1.7	286			
5. Urban Adversity							
5.O Young Hardship							
5.O.49 Young families in low cost private flats	53	0.7	2.2	30			
5.O.50 Struggling younger people in mixed tenure	189	2.3	1.8	130			
5.O.51 Young people in small, low cost terraces	835	10.3	2.3	455			
5.P Struggling Estates							
5.P.52 Poorer families, many children, terraced housing	219	2.7	1.6	173			
5.P.53 Low income terraces	0	0.0	0.8	0			
5.P.54 Multi-ethnic, purpose-built estates	0	0.0	1.0	0			
5.P.55 Deprived and ethnically diverse in flats	0	0.0	0.7	0			
5.P.56 Low income large families in social rented semis	291	3.6	1.6	224			
5.Q Difficult Circumstances							
5.Q.57 Social rented flats, families and single parents	186	2.3	1.5	152			
5.Q.58 Singles and young families, some receiving benefits	561	6.9	1.8	393			
5.Q.59 Deprived areas and high-rise flats	333	4.1	2.0	208			
6. Not Private Households							
6.R Not Private Households							
6.R.60 Active communal population	0	0.0	0.1	0			
6.R.61 Inactive communal population	52	0.6	0.3	225			
6.R.62 Business areas without resident population	0	0	0	0			
Total households	8,110						

DOMINANT ACORN GROUP - HOUSEHOLDS

© 2024 CACI Limited and all other applicable third party notices (Acorn) can be found at www.caci.co.uk/copyrightnotices.pdf

Source: OS Open Data 2018

Area: P03976_Miners Arms, Workington, CA14 4EJ (1 Mile contour)



- Dominant Acorn Category
- % Affluent Achievers
- % Rising Prosperity
- % Comfortable Communities
- % Financially Stretched
- % Urban Adversity
- Dominant Acorn Group

Acorn Groups

- 1.A Lavish Lifestyles
- 1.B Executive Wealth
- 1.C Mature Money
- 2.D City Sophisticates
- 2.E Career Climbers
- 3.F Countryside Communities
- 3.G Successful Suburbs
- 3.H Steady Neighbourhoods
- 3.I Comfortable Seniors
- 3.J Starting Out
- 4.K Student Life
- 4.L Modest Means
- 4.M Striving Families
- 4.N Poorer Pensioners
- 5.O Young Hardship
- 5.P Struggling Estates
- 5.Q Difficult Circumstances
- 6.R Not Private Households

Area boundary

ACORN - WHAT IS IT?

© 2024 CACI Limited and all other applicable third party notices (Acorn) can be found at www.caci.co.uk/copyrightnotices.pdf



6 CATEGORIES 18 GROUPS 62 TYPES

1. Affluent Achievers	A. Lavish Lifestyles	1-3
	B. Executive Wealth	4-9
	C. Mature Money	10-13
2. Rising Prosperity	D. City Sophisticates	14-17
	E. Career Climbers	18-20
	F. Countryside Communities	21-23
	G. Successful Suburbs	24-26
	H. Steady Neighbourhoods	27-29
	I. Comfortable Seniors	30-31
	J. Starting Out	32-33
3. Comfortable Communities	K. Student Life	34-36
	L. Modest Means	37-40
	M. Striving Families	41-44
	N. Poorer Pensioners	45-48
4. Financially Stretched	O. Young Hardship	49-51
	P. Struggling Estates	52-56
	Q. Difficult Circumstances	57-59
5. Urban Adversity	R. Not Private Households	60-62
6. Not Private Households		

1 Affluent Achievers

12.1M UK Adults 22.8% of UK

Age range: 55+

Financial situation: Running into debt ↔ Saving a lot

Children at home: 0

House type: Detached

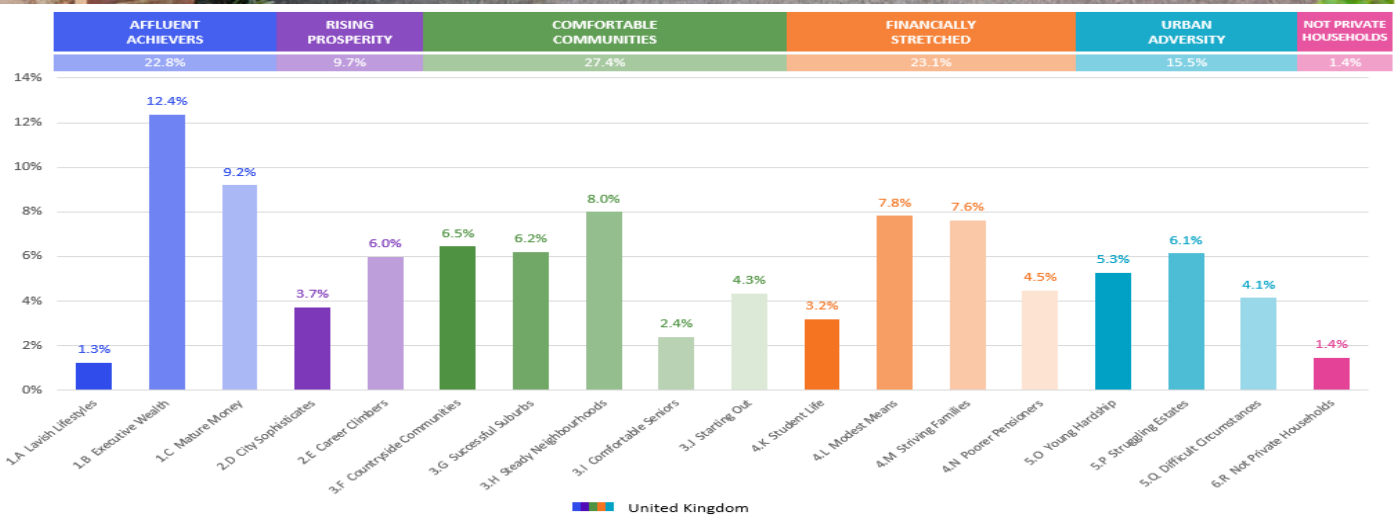
House tenure: Owned outright

Number of beds: 4+

Acorn Groups within Category 1: Affluent Achievers

- A. Lavish Lifestyles: 6%
- B. Executive Wealth: 54%
- C. Mature Money: 40%

These are some of the most financially successful people in the UK. They live in affluent, high status areas of the country. They are healthy, wealthy and confident consumers.



MAP OF AREA

© 2024 CACI Limited and all other applicable third party notices can be found at www.caci.co.uk/copyrightnotices.pdf

Source: OS Open Data 2018

Area: P03976_Miners Arms, Workington, CA14 4EJ (1 Mile contour)

