

CGA LICENCED PREMISES

© 2024 CACI Limited and all other applicable third party notices (CGA) can be found at www.caci.co.uk/copyrightnotices.pdf

Area: P00589_Fox & Hounds, Saffron Walden, CB1
 Base: Great Britain
 Year: 2023

Licence Type	Profile	Per 1000 Pop (Area)	Per 1000 Pop (Base)	Index	0	100	200
Pubs & Full On	2	146.1	81.7	179			
Proprietary Club	0	0.0	7.3	0			
Registered Club	0	0.0	28.2	0			
Restaurant	0	0.0	32.1	0			
Residential	0	0.0	2.7	0			

Name	Description	License Type	Owner Name	Postcode
Fox & Hounds	Admiral Taverns Ltd	Pubs & Full On	Admiral Taverns Ltd	CB11 4QR
Cricketers	Independent Free	Pubs & Full On	Independent Free	CB11 4QT

MAP OF AREA

© 2024 CACI Limited and all other applicable third party notices (CGA) can be found at www.caci.co.uk/copyrightnotices.pdf
 Source: OS Open Data 2018

Area: P00589_Fox & Hounds, Saffron Walden, CB11 4QR (1 Mile contour)



KEY

- Large pub co's & bars
 - Admiral Taverns Ltd
 - Ei Group
 - Greene King
 - Marston's
 - Mitchells & Butlers
 - Punch Pub Company
 - Stonegate Pub Company
 - Star Pubs & Bars
 - Wetherspoon
 - Whitbread
 - Shepherd Neame
- Small to medium pub co's & bars
- Family Brewers with pubs
- Hotels
- Restaurants
- Leisure
- Independent
- Other
- Site Location
- Boundary

ACORN CATEGORY PROFILE - HOUSEHOLDS

© 2024 CACI Limited and all other applicable third party notices (Acorn) can be found at www.caci.co.uk/copyrightnotices.pdf

Area: P00589_Fox & Hounds, Saffron Walden, CB11 4QR (1 Mile contour)
Base: Great Britain
Year: 2023

Acorn Category Description	Area Profile	% for Area	% for Base	Index	0	100	200
1 Affluent Achievers	474	85.6	22.1	388			
2 Rising Prosperity	0	0.0	10.2	0			
3 Comfortable Communities	23	4.2	26.5	16			
4 Financially Stretched	57	10.3	23.7	43			
5 Urban Adversity	0	0.0	17.2	0			
6 Not Private Households	0	0.0	0.3	0			
Total households	554						

Acorn Category Pen Portrait

2 Rising Prosperity

Age range

25-44

House type

Flat or maisonette

5.0M UK Adults

9.5% of UK

Financial situation

Running into debt ← | → Saving a lot

House tenure

Privately renting

Children at home

0

Number of beds

1-2

These are generally younger, well educated, professionals moving up the career ladder, living in our major towns and cities. Singles or couples, some are yet to start a family, others will have younger children.

Acorn Groups within Category 2: Rising Prosperity

- D City Sophisticates 39%
- E Career Climbers 61%

Powered by InSite
www.caci.co.uk

Page 3 of 8
26/02/2024

© Copyright CACI Ltd

ACORN GROUP PROFILE - HOUSEHOLDS

© 2024 CACI Limited and all other applicable third party notices (Acorn) can be found at www.caci.co.uk/copyrightnotices.pdf

Area: P00589_Fox & Hounds, Saffron Walden, CB11 4QR (1 Mile contour)
Base: Great Britain
Year: 2023

Acorn Group Description	Area Profile	% for Area	% for Base	Index 0	100	200
1. Affluent Achievers						
1.A Lavish Lifestyles	11	2.0	1.1	181		
1.B Executive Wealth	345	62.3	11.3	550		
1.C Mature Money	118	21.3	9.6	221		
2. Rising Prosperity						
2.D City Sophisticates	0	0.0	3.8	0		
2.E Career Climbers	0	0.0	6.4	0		
3. Comfortable Communities						
3.F Countryside Communities	14	2.5	5.7	44		
3.G Successful Suburbs	0	0.0	6.0	0		
3.H Steady Neighbourhoods	0	0.0	7.4	0		
3.I Comfortable Seniors	9	1.6	2.9	57		
3.J Starting Out	0	0.0	4.6	0		
4. Financially Stretched						
4.K Student Life	0	0.0	2.5	0		
4.L Modest Means	0	0.0	8.0	0		
4.M Striving Families	46	8.3	7.4	111		
4.N Poorer Pensioners	11	2.0	5.8	34		
5. Urban Adversity						
5.O Young Hardship	0	0.0	6.3	0		
5.P Struggling Estates	0	0.0	5.7	0		
5.Q Difficult Circumstances	0	0.0	5.2	0		
6. Not Private Households						
6.R Not Private Households	0	0.0	0.3	0		
Total households	554					

Acorn Group Pen Portrait

2 D City Sophisticates 1.9M UK Adults 3.7% of UK

Younger individuals enjoying the city lifestyle with lots of opportunities to socialise and spend. These affluent younger people generally rent flats in major towns and cities. Whilst incomes are well above average, their level of disposable income is restricted due to high rents.

CORE DEMOGRAPHICS

Age range 25-44	Children at home 0
House tenure Privately renting	Family structure Single
Number of beds 1	House type Flat or maisonette

BRANDS

SHOPPING: COS, REISS, MOLTON BROWN
LEISURE: itsu, wahaca, Pho
WEBSITES: airbnb, Spotify, ASOS, BuzzFeed

DIGITAL AND TECH

ATTITUDES

I worry about online security 60% <small>UK average: 59%</small>	Shopping online makes my life easier 68% <small>UK average: 62%</small>	I love the ease of using chat bots to get answers 31% <small>UK average: 28%</small>
---	--	---

TOP BEHAVIOURS

Post online ratings / reviews online	Book travel and holidays online	Social media: Pinterest, Insta and Twitter
--------------------------------------	---------------------------------	--



CATEGORY	GROUP	TYPE	MAP	WHAT IS ACORN?
----------	-------	------	-----	----------------

ACORN TYPE PROFILE - HOUSEHOLDS

© 2024 CACI Limited and all other applicable third party notices (Acorn) can be found at www.caci.co.uk/copyrightnotices.pdf

Area: P00589_Fox & Hounds, Saffron Walden, CB11 4QR (1 Mile contour)
 Base: Great Britain
 Year: 2023

Sort by: Corn Structure
 Index
 Profile %

Acorn Type Description	Area Profile	% for Area	% for Base	Index	0	100	200
1. Affluent Achievers							
1.A Lavish Lifestyles							
1.A.1 Exclusive enclaves	0	0.0	0.1	0			
1.A.2 Metropolitan money	0	0.0	0.1	0			
1.A.3 Large house luxury	11	2.0	0.9	232			
1.B Executive Wealth							
1.B.4 Asset rich families	42	7.6	2.6	287			
1.B.5 Wealthy countryside commuters	272	49.1	2.5	1,988			
1.B.6 Financially comfortable families	0	0.0	2.2	0			
1.B.7 Affluent professionals	0	0.0	0.9	0			
1.B.8 Prosperous suburban families	0	0.0	1.5	0			
1.B.9 Well-off edge of towners	31	5.6	1.6	348			
1.C Mature Money							
1.C.10 Better-off villagers	118	21.3	3.1	692			
1.C.11 Settled suburbia, older people	0	0.0	2.8	0			
1.C.12 Retired and empty nesters	0	0.0	2.5	0			
1.C.13 Upmarket downsizers	0	0.0	1.3	0			
2. Rising Prosperity							
2.D City Sophisticates							
2.D.14 Townhouse cosmopolitans	0	0.0	0.7	0			
2.D.15 Younger professionals in smaller flats	0	0.0	1.5	0			
2.D.16 Metropolitan professionals	0	0.0	0.7	0			
2.D.17 Socialising young renters	0	0.0	1.0	0			
2.E Career Climbers							
2.E.18 Career driven young families	0	0.0	2.0	0			
2.E.19 First time buyers in small, modern homes	0	0.0	3.4	0			
2.E.20 Mixed metropolitan areas	0	0.0	1.0	0			
3. Comfortable Communities							
3.F Countryside Communities							
3.F.21 Farms and cottages	0	0.0	1.5	0			
3.F.22 Older couples and families in rural areas	0	0.0	1.0	0			
3.F.23 Owner occupiers in small towns and villages	14	2.5	3.2	79			
3.G Successful Suburbs							
3.G.24 Comfortably-off families in modern housing	0	0.0	2.7	0			
3.G.25 Larger family homes, multi-ethnic areas	0	0.0	0.8	0			
3.G.26 Semi-professional families, owner occupied neighbourhoods	0	0.0	2.4	0			
3.H Steady Neighbourhoods							
3.H.27 Suburban semis, conventional attitudes	0	0.0	3.5	0			
3.H.28 Owner occupied terraces, average income	0	0.0	1.6	0			
3.H.29 Established suburbs, older families	0	0.0	2.3	0			
3.I Comfortable Seniors							
3.I.30 Older people, neat and tidy neighbourhoods	9	1.6	2.4	69			
3.I.31 Elderly singles in purpose-built accommodation	0	0.0	0.5	0			
3.J Starting Out							
3.J.32 Educated families in terraces, young children	0	0.0	2.2	0			
3.J.33 Smaller houses and starter homes	0	0.0	2.4	0			
4. Financially Stretched							
4.K Student Life							
4.K.34 Student flats and halls of residence	0	0.0	0.3	0			
4.K.35 Term-time terraces	0	0.0	0.2	0			
4.K.36 Educated young people in flats and tenements	0	0.0	1.9	0			
4.L Modest Means							
4.L.37 Low cost flats in suburban areas	0	0.0	1.4	0			
4.L.38 Semi-skilled workers in traditional neighbourhoods	0	0.0	2.6	0			
4.L.39 Fading owner occupied terraces	0	0.0	2.9	0			
4.L.40 High occupancy terraces, culturally diverse family areas	0	0.0	1.0	0			
4.M Striving Families							
4.M.41 Labouring semi-rural estates	46	8.3	1.6	521			
4.M.42 Struggling young families in post-war terraces	0	0.0	1.6	0			
4.M.43 Families in right-to-buy estates	0	0.0	2.0	0			
4.M.44 Post-war estates, limited means	0	0.0	2.2	0			
4.N Poorer Pensioners							
4.N.45 Pensioners in social housing, semis and terraces	11	2.0	0.8	252			
4.N.46 Elderly people in social rented flats	0	0.0	1.0	0			
4.N.47 Low income older people in smaller semis	0	0.0	2.2	0			
4.N.48 Pensioners and singles in social rented flats	0	0.0	1.7	0			
5. Urban Adversity							
5.O Young Hardship							
5.O.49 Young families in low cost private flats	0	0.0	2.2	0			
5.O.50 Struggling younger people in mixed tenure	0	0.0	1.8	0			
5.O.51 Young people in small, low cost terraces	0	0.0	2.3	0			
5.P Struggling Estates							
5.P.52 Poorer families, many children, terraced housing	0	0.0	1.6	0			
5.P.53 Low income terraces	0	0.0	0.8	0			
5.P.54 Multi-ethnic, purpose-built estates	0	0.0	1.0	0			
5.P.55 Deprived and ethnically diverse in flats	0	0.0	0.7	0			
5.P.56 Low income large families in social rented semis	0	0.0	1.6	0			
5.Q Difficult Circumstances							
5.Q.57 Social rented flats, families and single parents	0	0.0	1.5	0			
5.Q.58 Singles and young families, some receiving benefits	0	0.0	1.8	0			
5.Q.59 Deprived areas and high-rise flats	0	0.0	2.0	0			
6. Not Private Households							
6.R Not Private Households							
6.R.60 Active communal population	0	0.0	0.1	0			
6.R.61 Inactive communal population	0	0.0	0.3	0			
6.R.62 Business areas without resident population	0	0	0	0			
Total households	554						

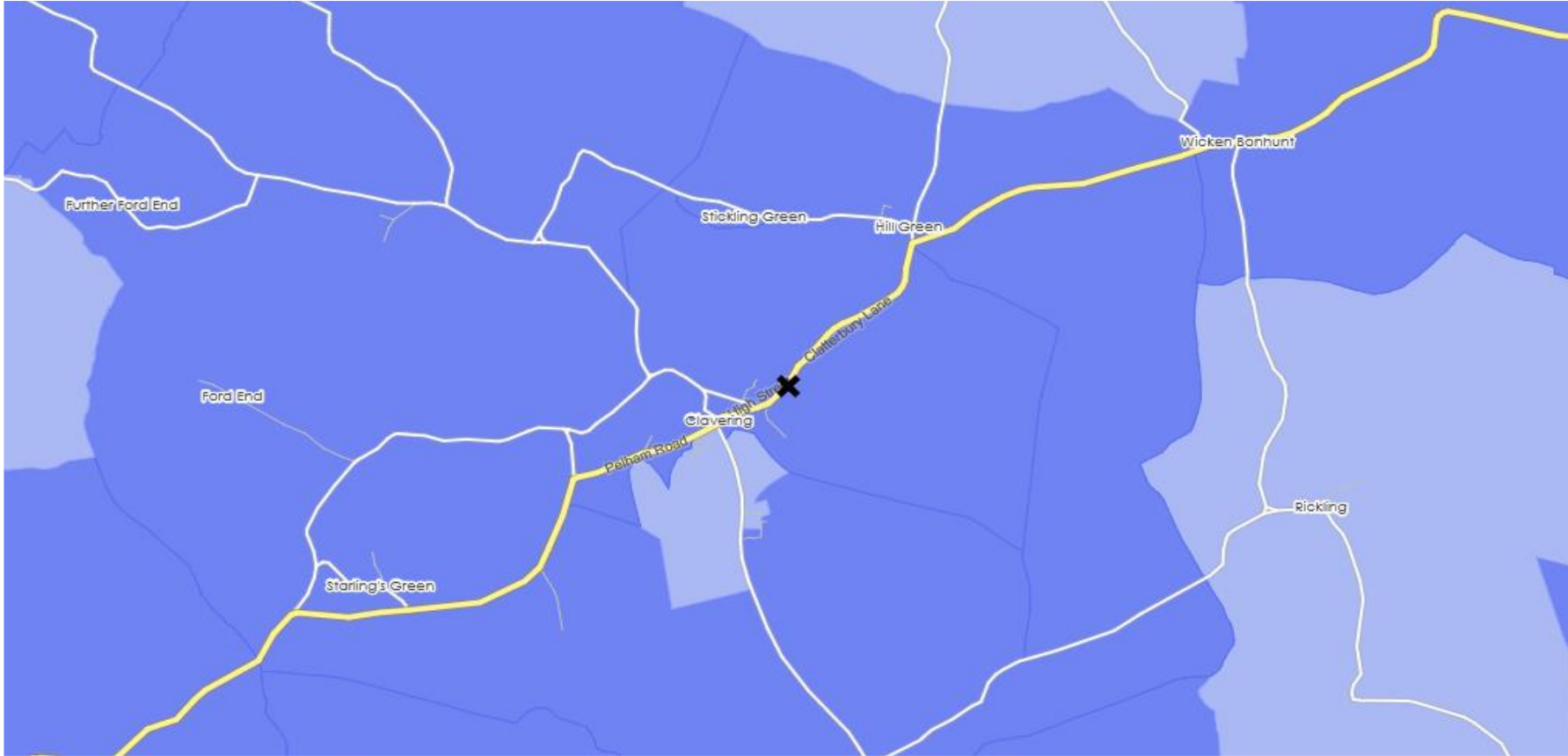
CATEGORY GROUP TYPE **MAP** WHAT IS ACORN?

DOMINANT ACORN GROUP - HOUSEHOLDS

© 2024 CACI Limited and all other applicable third party notices (Acorn) can be found at www.caci.co.uk/copyrightnotices.pdf

Source: OS Open Data 2018

Area: P00589_Fox & Hounds, Saffron Walden, CB11 4QR (1 Mile contour)



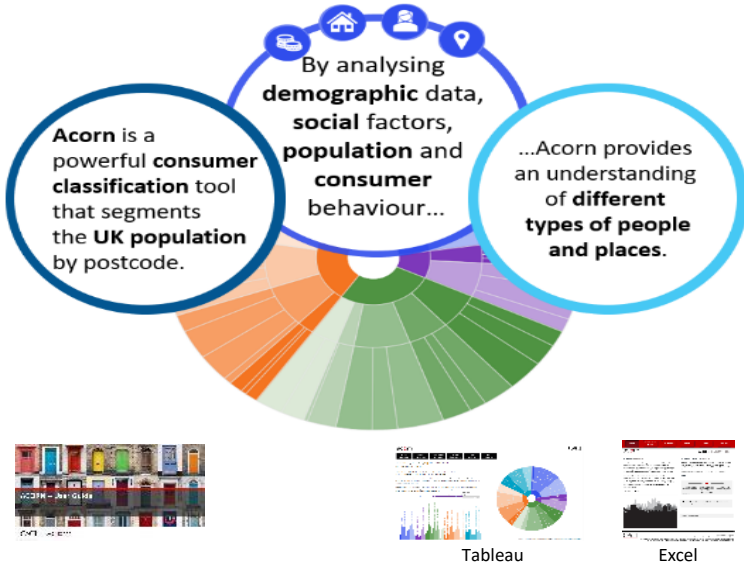
- Dominant Acorn Category
- % Affluent Achievers
- % Rising Prosperity
- % Comfortable Communities
- % Financially Stretched
- % Urban Adversity
- Dominant Acorn Group

- Acorn Groups**
- 1.A Lavish Lifestyles
 - 1.B Executive Wealth
 - 1.C Mature Money
 - 2.D City Sophisticates
 - 2.E Career Climbers
 - 3.F Countryside Communities
 - 3.G Successful Suburbs
 - 3.H Steady Neighbourhoods
 - 3.I Comfortable Seniors
 - 3.J Starting Out
 - 4.K Student Life
 - 4.L Modest Means
 - 4.M Striving Families
 - 4.N Poorer Pensioners
 - 5.O Young Hardship
 - 5.P Struggling Estates
 - 5.Q Difficult Circumstances
 - 6.R Not Private Households

Area boundary

ACORN - WHAT IS IT?

© 2024 CACI Limited and all other applicable third party notices (Acorn) can be found at www.caci.co.uk/copyrightnotices.pdf



6 CATEGORIES 18 GROUPS 62 TYPES

1. Affluent Achievers	A. Lavish Lifestyles	1-3
	B. Executive Wealth	4-9
	C. Mature Money	10-13
2. Rising Prosperity	D. City Sophisticates	14-17
	E. Career Climbers	18-20
	F. Countryside Communities	21-23
	G. Successful Suburbs	24-26
	H. Steady Neighbourhoods	27-29
	I. Comfortable Seniors	30-31
	J. Starting Out	32-33
3. Comfortable Communities	K. Student Life	34-36
	L. Modest Means	37-40
	M. Striving Families	41-44
	N. Poorer Pensioners	45-48
4. Financially Stretched	O. Young Hardship	49-51
	P. Struggling Estates	52-56
	Q. Difficult Circumstances	57-59
5. Urban Adversity	R. Not Private Households	60-62
6. Not Private Households		

1 Affluent Achievers

12.1M UK Adults 22.8% of UK

Age range: 55+

Financial situation: Running into debt ↔ Saving a lot

Children at home: 0

House type: Detached

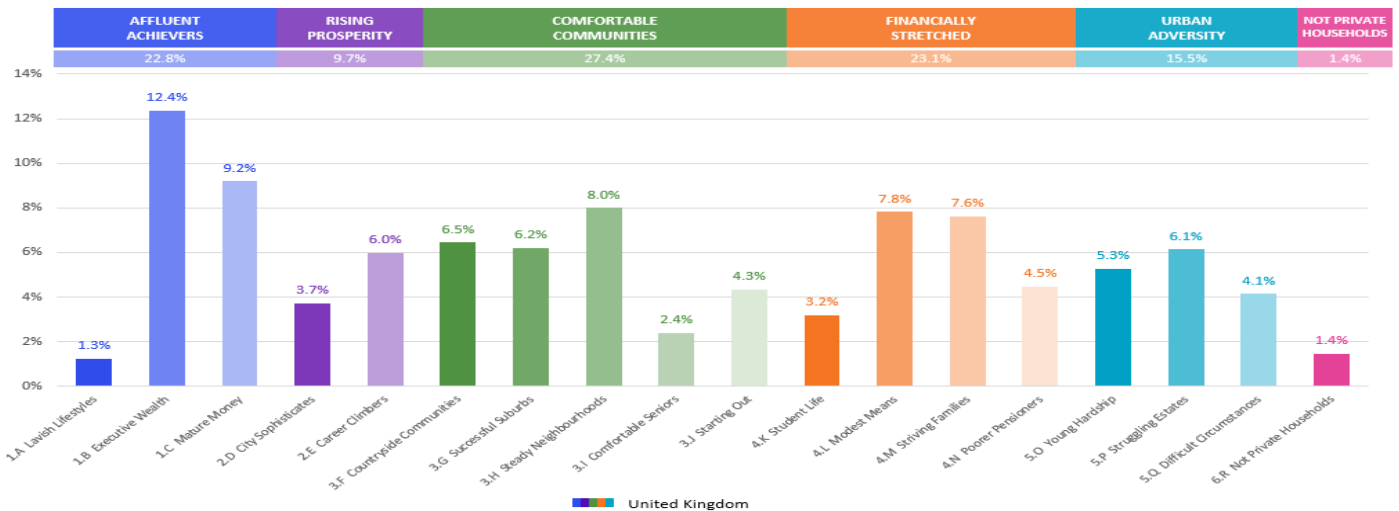
House tenure: Owned outright

Number of beds: 4+

Acorn Groups within Category 1: Affluent Achievers

- A. Lavish Lifestyles: 6%
- B. Executive Wealth: 54%
- C. Mature Money: 40%

These are some of the most financially successful people in the UK. They live in affluent, high status areas of the country. They are healthy, wealthy and confident consumers.



MAP OF AREA

© 2024 CACI Limited and all other applicable third party notices can be found at www.caci.co.uk/copyrightnotices.pdf

Source: OS Open Data 2018

Area: P00589_Fox & Hounds, Saffron Walden, CB11 4QR (1 Mile contour)

